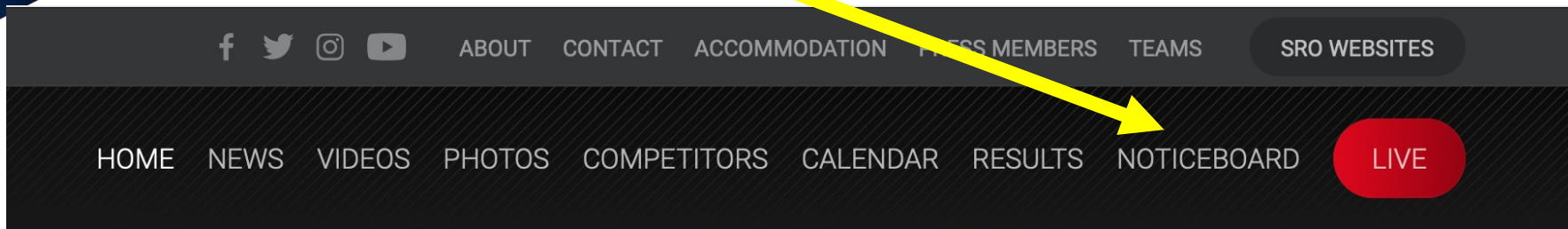


FANATEC
GT2
EUROPEAN
SERIES

Driver's briefing

NOTICE BOARD

- <https://www.gt2europeanseries.com>
- Select notice board



RACE DIRECTOR RADIO

Race Control frequency : Race Control 8 – 468.375

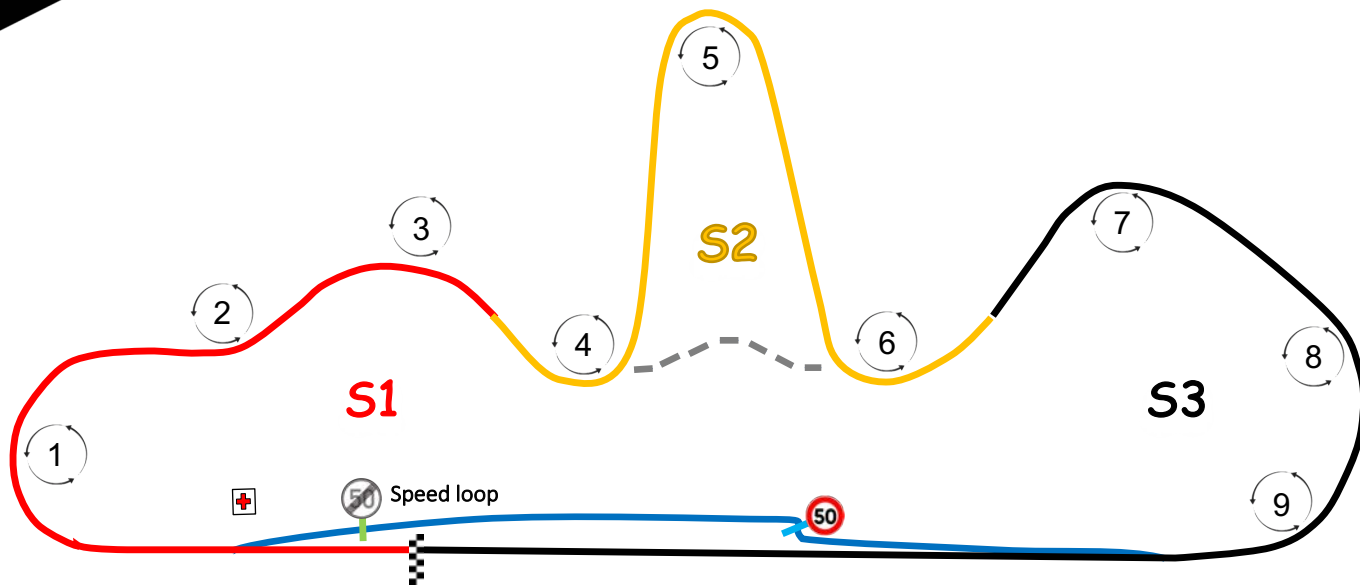
TEST 10 to 15 minutes before each session

Answer "ok" + car # on the team messaging

For a test or an issue contact the Pit Lane manager – Ghislain VERRIEST



DIJON PRENOIS (France)



Circuit length: 3800 m Start line offset: 0 m

Pit IN to Pit OUT (loops): 331 m

Intermediate 1 at: 1110 m

SC position 1st Lap: Shortcut T4 –T6

Race: Pit Exit


Pole position: RIGHT

Start line up: T7 to T9

Intermediate 2 at: 2200 m

Lights OFF: Turn 7

START, FINISH, TIMING LINE




SIGNALING AREA



ENTER BEFORE

SAFETY CAR LINE 1






DON'T GO BACK AFTER

PIT ENTRY



SPEED LOOPS



SPEED LIMIT STARTS

Sans titre 13



PIT LANE

FAST LANE

WORKING LANE

START OF ALL SESSIONS 45°

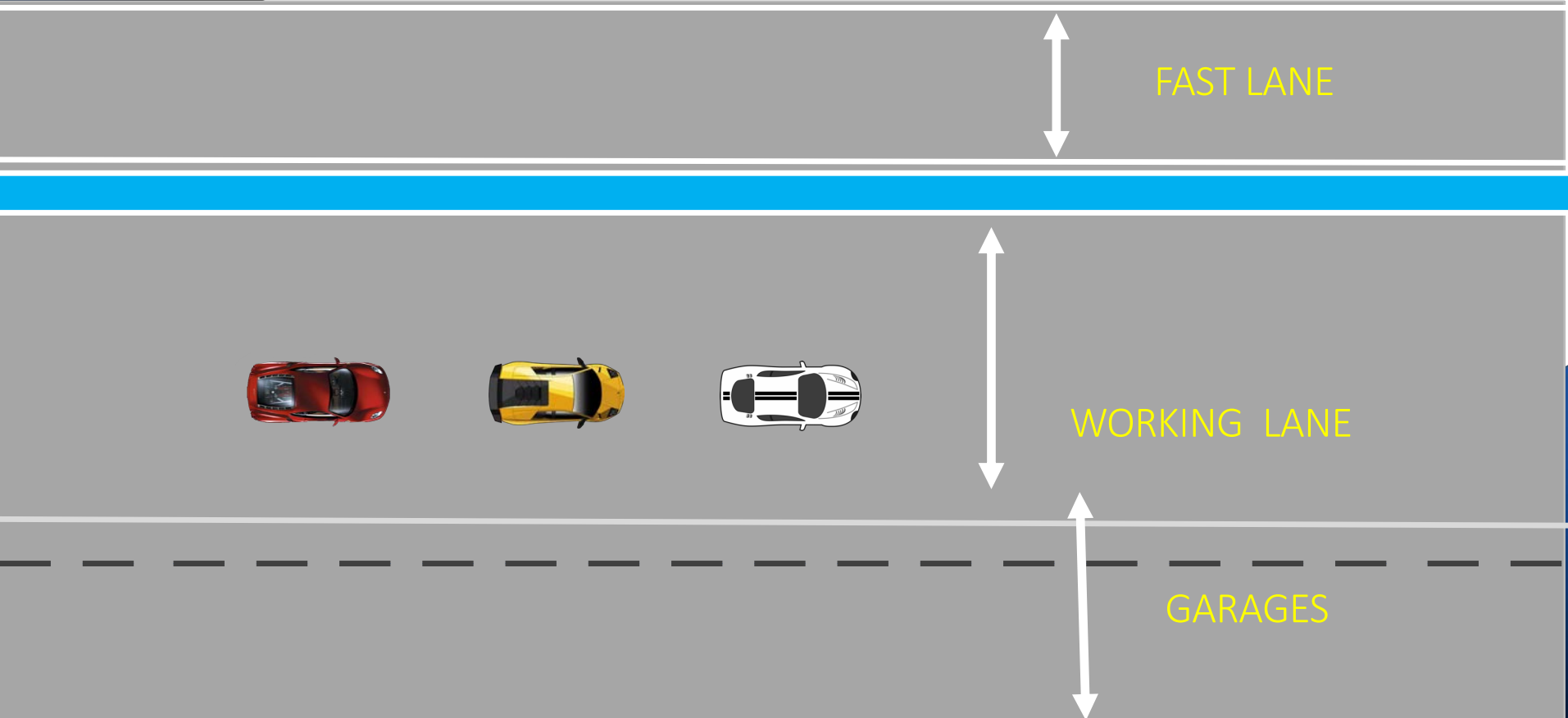
FAST LANE

WORKING LANE

GARAGES



PIT STOP AND RACE



FAST LANE OPEN

- Max 5' before session.
- FAST LANE OPEN
- On the timing monitors and RD radio
- Cars allowed to Pit Exit
- Not for the race
- In case of Red flag Stop in front of your Pit – No cars in the fast lane

Art 20.2 reference mandatory pit stop times

MINIMUM PIT STOP: 114s

Minus 1 second tolerance once per event

Tyre change from wet to dry or dry to wet during the mandatory pit stop: 140s

Additional pit stop for tyres change due change of weather conditions: Pit lane at 50KPH

24s + 26 s = 50s

Mandatory Pit Stop PENALTIES

- $x < 1$ second – 1st time: Joker second, 2nd Time 10 Seconds
- from $1 < 10$ seconds : 10s time penalty + the missing time.
- > 10 s stop and go of the missing time.

Before or after the pit stop window:

- $x < 1$ second: 10 Seconds time penalty
- $1 < 5$ seconds : 10 Seconds plus the missing time
- > 5 seconds : Stop & go of the missing time.

All time penalties will be added to the final race time


Slowing down deliberately will be reported to the Stewards.

DRIVER ID

REMINDER CHANGE THE DRIVER ID IN THE PIT LANE
IF THE DRIVER CHANGES!

IF YOU HAVE AN ISSUE, LET RACE CONTROL KNOW VIA THE APP

END OF SPEED LIMIT



MANDATORY PIT STOP LOOP

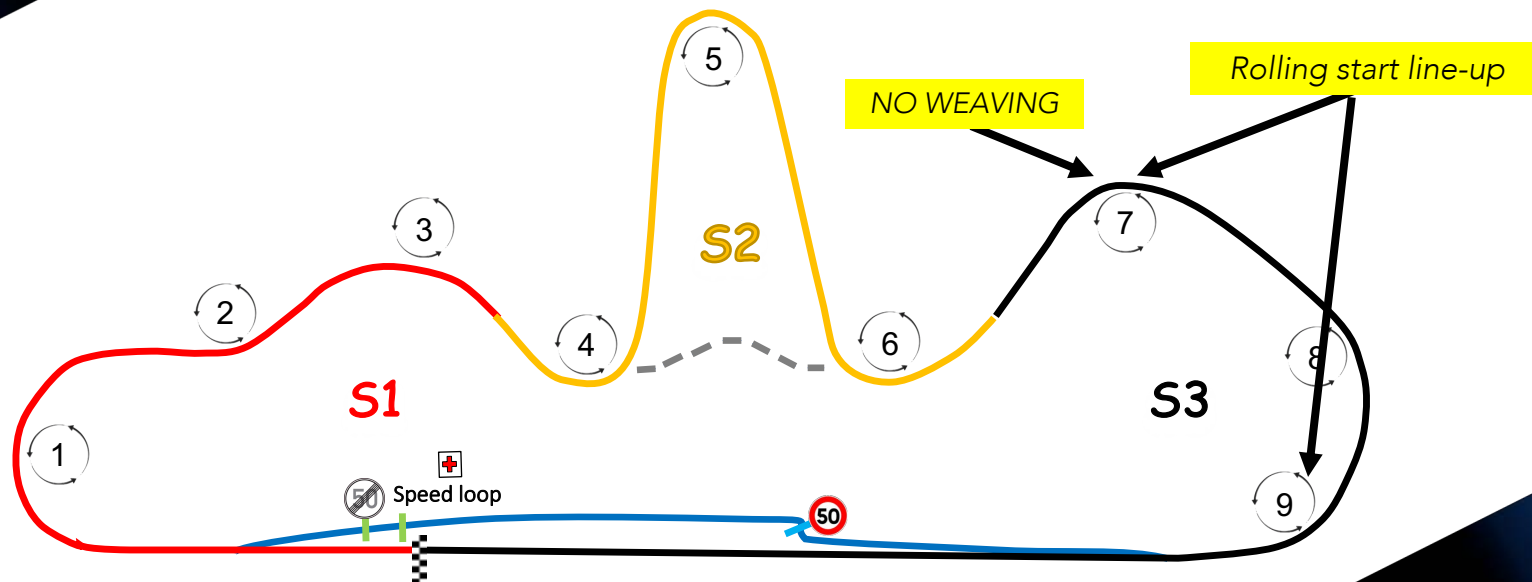
WHITE LINE AT PIT EXIT



WHITE LINE AT PIT EXIT



START



Start line offset: 0 m

Pole position: RIGHT

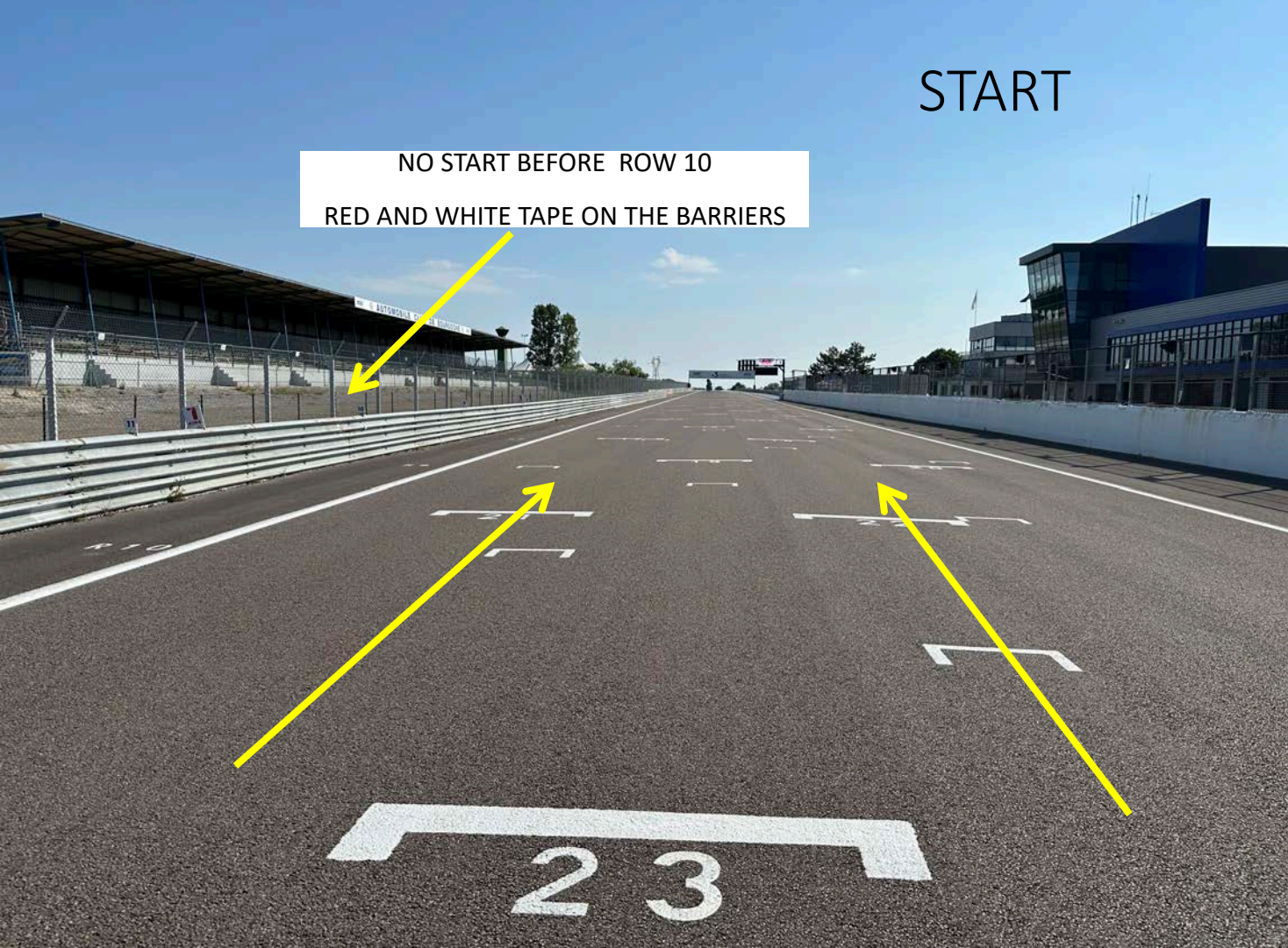
Start line up: T7 to T9

Pit IN to Pit OUT (loops): 316 m

START


NO START BEFORE ROW 10

RED AND WHITE TAPE ON THE BARRIERS






Leading car 50 KPH before last turn.
Exit last turn the leader may increase his speed to 110 KPH




WATEC
T2 EUROPEAN
SERIES

START



START



START



RED LIGHTS remain ON
Waved Yellow Flags at all posts
Pole man - speed

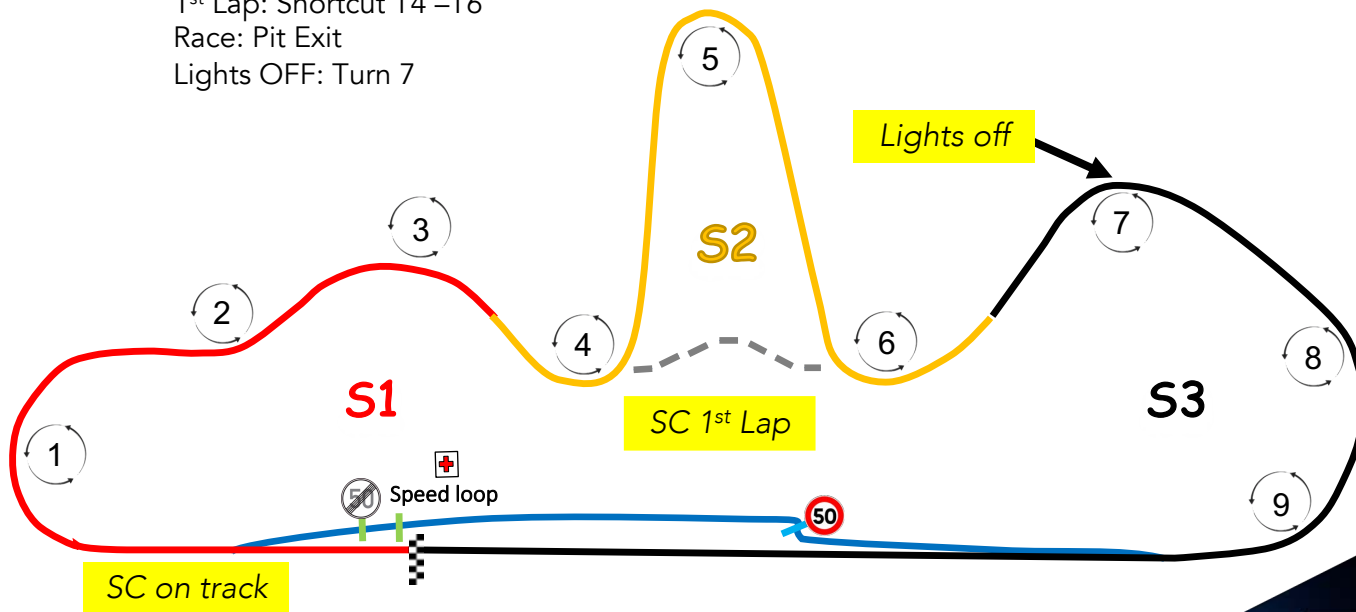
SAFETY CAR

SC position


1st Lap: Shortcut T4 –T6

Race: Pit Exit

Lights OFF: Turn 7



SAFETY CAR (FIA App H Art 2. 10)



- “SC procedure” LEADER TO SLOW DOWN
- All marshal posts will display SC boards and waved yellow flags
- All cars, in single file, must increase their speed to catch up the group
- End of procedure:

“SC in this lap”

“SC lights off” – all signalling removed

“Green” – no overtaking prior to pass the FINISH line

RED FLAG PROCEDURE



NO OVERTAKING - Slow down to 80 KPH – drive to pit lane

Clock will only stop during the Qualifying Sessions - lap time cancelled

Race: line up red line (start line) or follow the SC

Parc-Fermé conditions - on the grid teams and officials ONLY

Restart behind SC

During the Mandatory Pit Window:

All cars must return to the pit lane – PARC FERME

Tyres & driver change may be authorized - RD permission

BLUE FLAG



- At ALL TIMES: displayed to a driver leaving the pits if traffic is approaching on the track.
- During PRACTICE: a faster car is close behind you and is about to overtake you.
- During the RACE: shown to a car about to be lapped, the driver concerned must allow the following car to pass at the earliest opportunity.

TRACK LIMITS

FIA rules all around the circuit

Practice & Pre-qualifying:

Drivers will be warned & stopped – if necessary lap times will be deleted

Qualifying: If improvement Lap time deleted.

Race 1st infringement RADIO WARNING

2nd infringement leads to a Black & White flag.

3rd infringement is final warning

4th infringement results in a drive through penalty

RESET TO ZERO after the mandatory pit window

Turn 2/3 track limits



FANATEC
GT2
EUROPEAN
SERIES

*HAVE A GOOD
WEEKEND AND
GREAT RACES !*