

BRIEFING V2

Changes in yellow

FANATEC
GT2
EUROPEAN
SERIES

POWERED BY



 **BARCELONA 2024**

TEAM MANAGERS AND DRIVERS' BRIEFING

EVENT: Barcelona - Catalunya
DATES: 11th-13th October 2024

FANATEC



SRO
MOTORSPORTS GROUP

THANK YOU FOR CONSIDERING THE ENVIRONMENT BEFORE PRINTING THIS DOCUMENT

RACE DIRECTOR RADIO

- Race control frequency: Race control 7 – 468.1875
- TEST 10 to 15 minutes before each session
- First session of the day answer car # + ok on the messaging system
- For a test or any issue please contact the pit lane manager

Neus Santamaría, Race Director

Tel: +34 664400960

Email: ne.santamaria@gmail.com

FANATEC
GT2
EUROPEAN
SERIES

 **BARCELONA 2024**

POWERED BY



Chairman of the stewards: Jordi Parro
International steward: Susana Ariño
ASN steward: Enric Arrazola

FANATEC



SRO
MOTORSPORTS GROUP

TRACK MAP

FANATEC
GT2
EUROPEAN
SERIES

POWERED BY



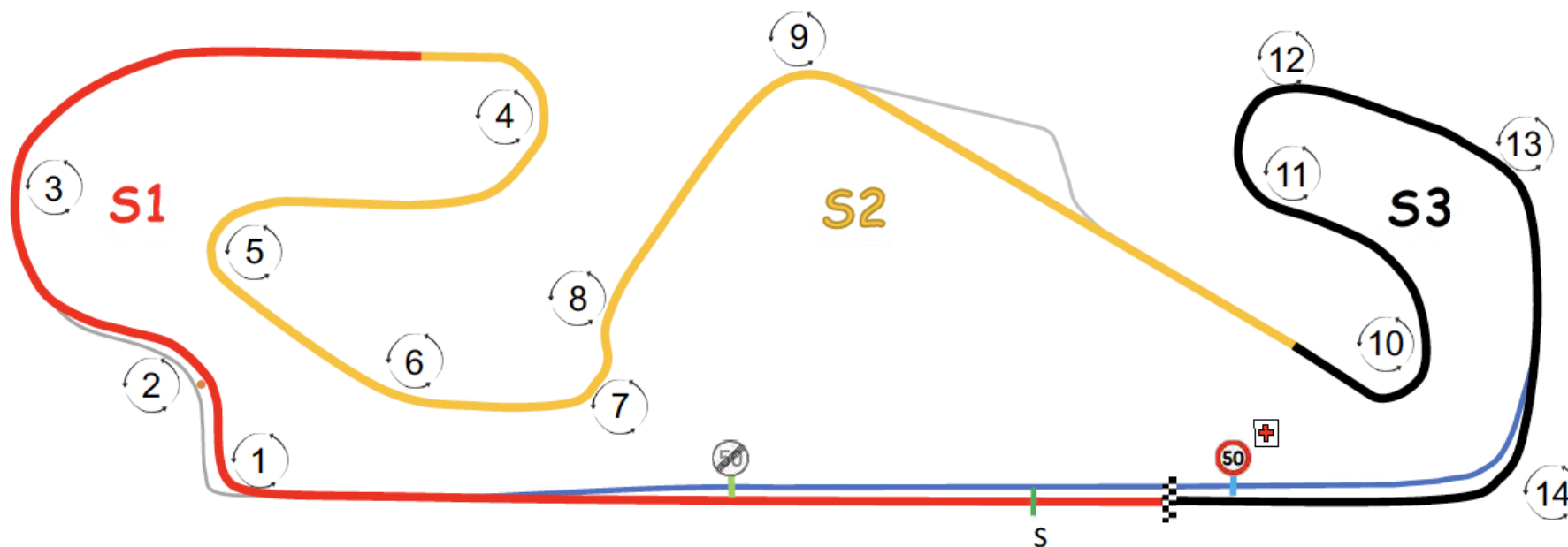
 **BARCELONA 2024**

Circuit length: 4657 m
Start line up: Turn 11 to 13
Safety Car 1st Lap: Turn 13

Start line offset: 142,7 m
Int 1: 1557 m
Race: Pit Exit

Pole position: RIGHT
Int 2: 3279 m
Lights OFF: Turn 10

Pit IN to pit OUT: 369 m




FANATEC



THANK YOU FOR CONSIDERING THE ENVIRONMENT BEFORE PRINTING THIS DOCUMENT

PIT ENTRY



FANATEC
GT2
EUROPEAN
SERIES

POWERED BY



 **BARCELONA 2024**

FANATEC



SRO
MOTORSPORTS GROUP

THANK YOU FOR CONSIDERING THE ENVIRONMENT BEFORE PRINTING THIS DOCUMENT



***SPEED
LIMIT***


PIT LANE

FANATEC
GT2
EUROPEAN
SERIES

POWERED BY



 **BARCELONA 2024**



FANATEC



SRO
MOTORSPORTS GROUP

THANK YOU FOR CONSIDERING THE ENVIRONMENT BEFORE PRINTING THIS DOCUMENT

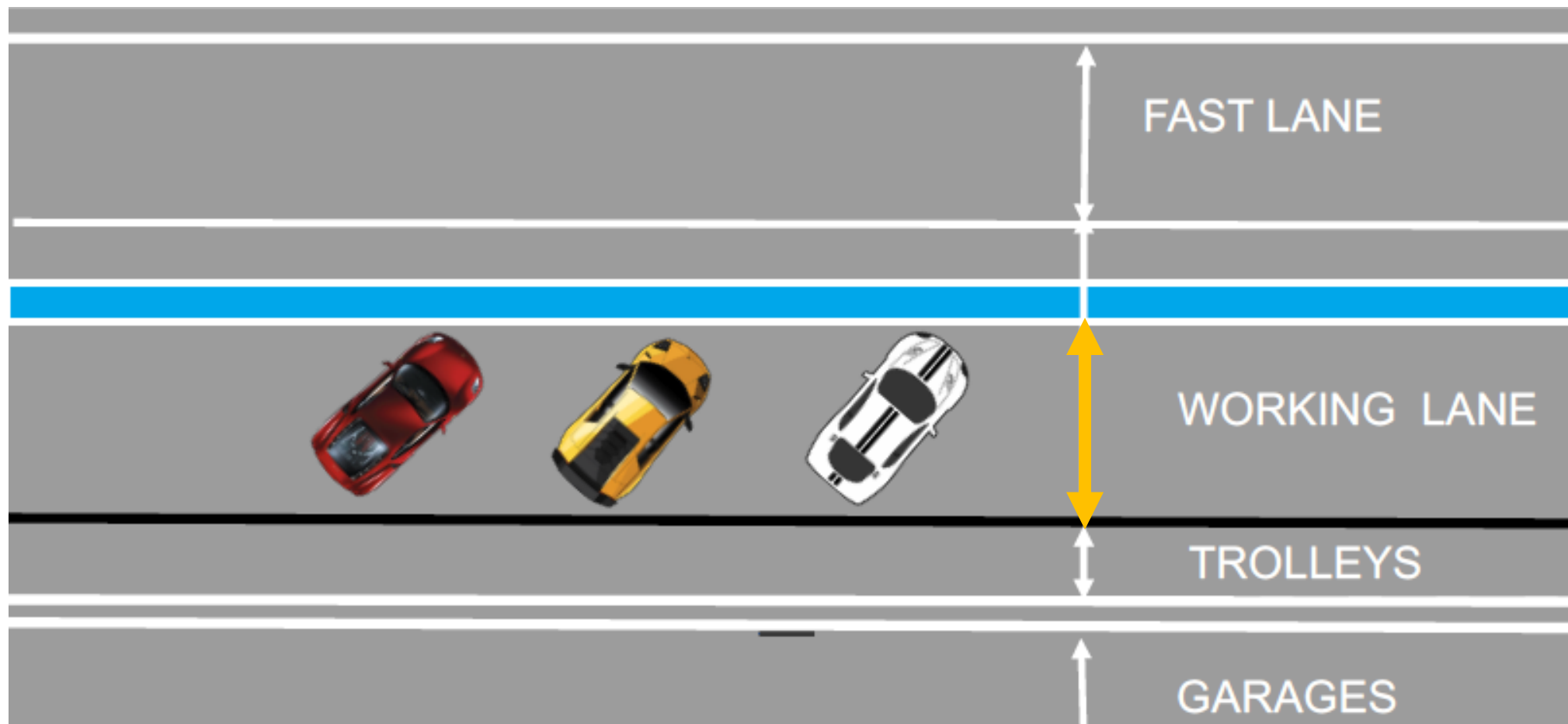
START OF THE SESSIONS

FANATEC
GT2
EUROPEAN
SERIES

POWERED BY



 **BARCELONA 2024**



FANATEC



SRO
MOTORSPORTS GROUP

THANK YOU FOR CONSIDERING THE ENVIRONMENT BEFORE PRINTING THIS DOCUMENT

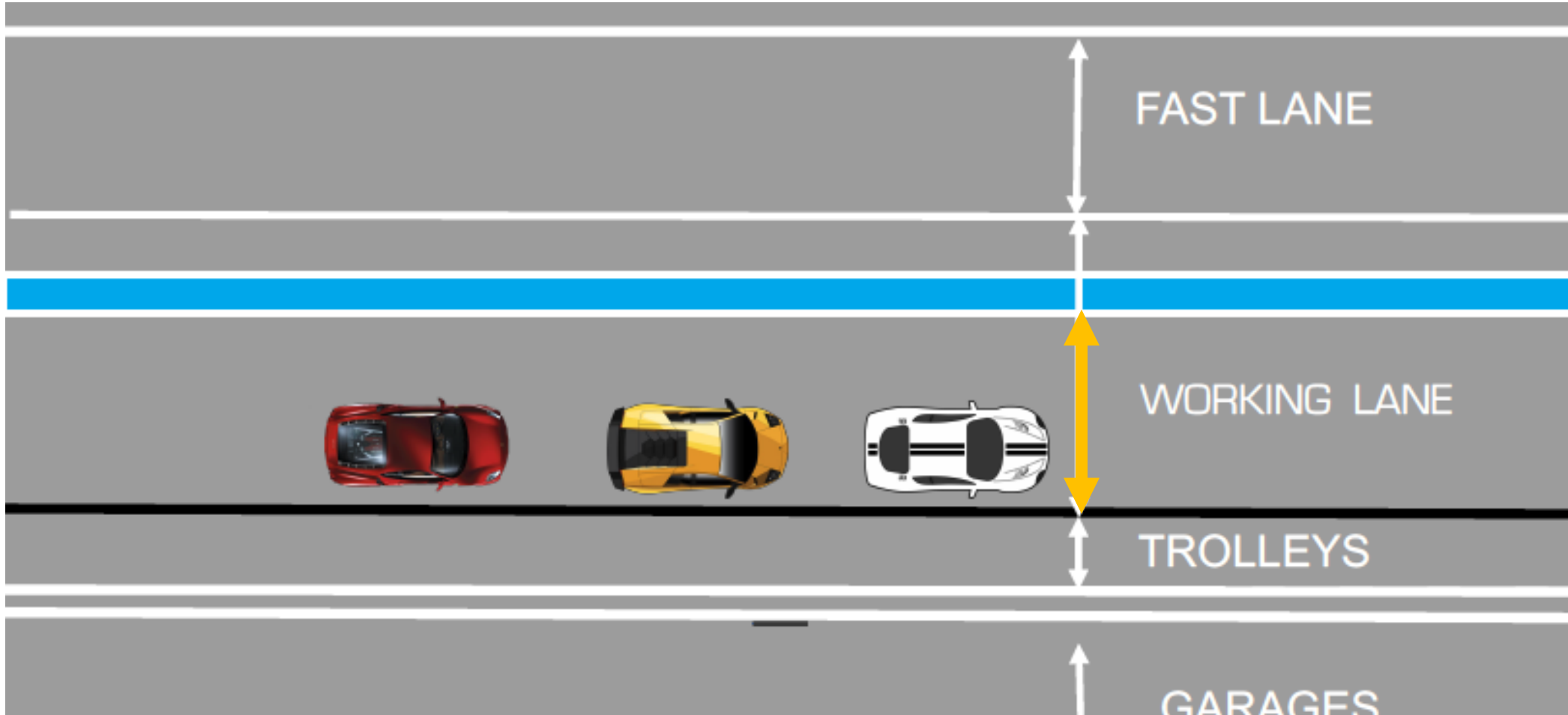
PIT STOPS AND RACES

FANATEC
GT2
EUROPEAN
SERIES

POWERED BY



 **BARCELONA 2024**



FANATEC



THANK YOU FOR CONSIDERING THE ENVIRONMENT BEFORE PRINTING THIS DOCUMENT


PIT EXIT LIGHTS

FANATEC
GT2
EUROPEAN
SERIES

POWERED BY



 **BARCELONA 2024**



FANATEC



THANK YOU FOR CONSIDERING THE ENVIRONMENT BEFORE PRINTING THIS DOCUMENT


PIT EXIT WHITE LINE

FANATEC
GT2
EUROPEAN
SERIES

POWERED BY



 **BARCELONA 2024**



FANATEC



SRO
MOTORSPORTS GROUP


THANK YOU FOR CONSIDERING THE ENVIRONMENT BEFORE PRINTING THIS DOCUMENT

START LINE, LIGHTS AND FINISH LINE

FANATEC
GT2
EUROPEAN
SERIES



 **BARCELONA 2024**



FANATEC®



SRO
MOTORSPORTS GROUP

THANK YOU FOR CONSIDERING THE ENVIRONMENT BEFORE PRINTING THIS DOCUMENT


RACE DIRECTOR SIGNALING POST

FANATEC
GT2
EUROPEAN
SERIES

POWERED BY



 **BARCELONA 2024**



**Drive
Through**



FANATEC®



SRO
MOTORSPORTS GROUP

THANK YOU FOR CONSIDERING THE ENVIRONMENT BEFORE PRINTING THIS DOCUMENT

ESCAPE ROAD T1-3

FANATEC
GT2
EUROPEAN
SERIES

POWERED BY



 BARCELONA 2024



Rejoin when it's safe to do so, ALWAYS after the bollard, bollard needs to be RHS of the car

FANATEC®



SRO
MOTORSPORTS GROUP

THANK YOU FOR CONSIDERING THE ENVIRONMENT BEFORE PRINTING THIS DOCUMENT

START PROCEDURE

FANATEC
GT2
EUROPEAN
SERIES

POWERED BY



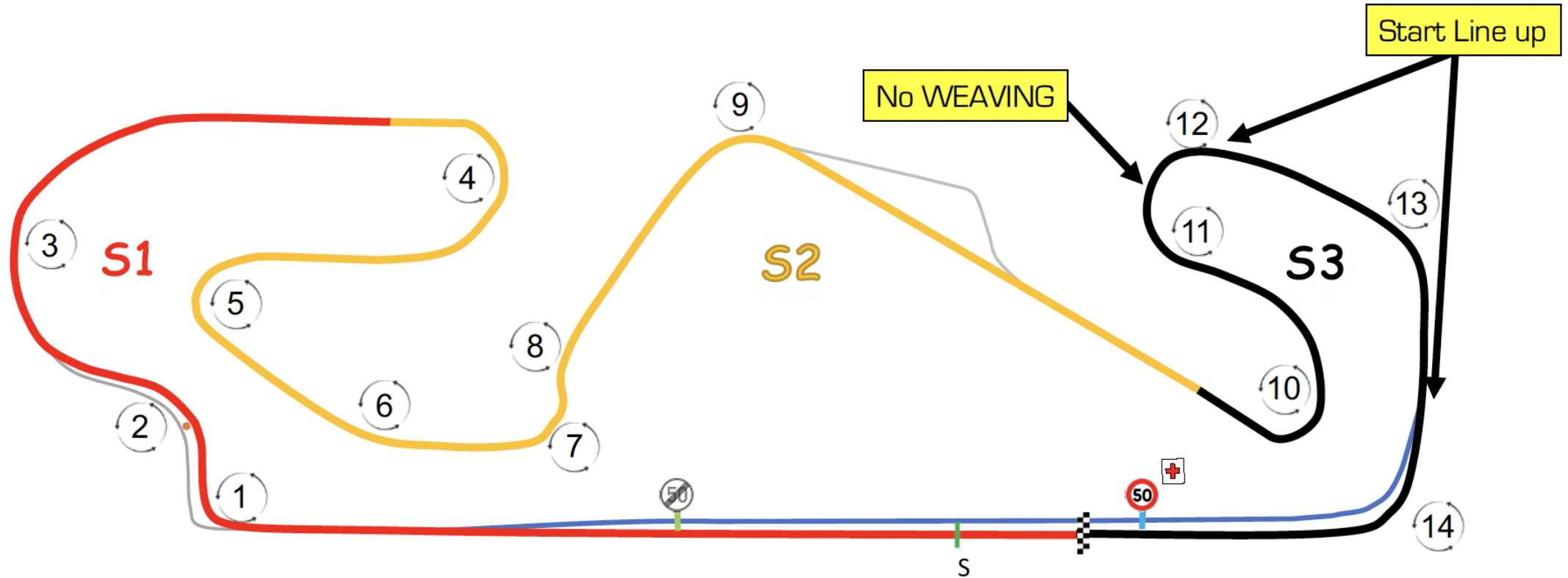
 **BARCELONA 2024**

Start line offset: 142,7 m

Pole position: RIGHT

Pit IN to pit OUT: 369 m

Start line up: Turn 12 to 14



FANATEC




SRO
MOTORSPORTS GROUP

THANK YOU FOR CONSIDERING THE ENVIRONMENT BEFORE PRINTING THIS DOCUMENT

STARTING PROCEDURE

- Grid formation from turn 10-11.
- **Two rows of cars following the grid boxes moving in parallel position.**
- Any car breaking the formation or overtaking before the signal will be reported to the stewards.



STARTING PROCEDURE

- Start will be from RED to GREEN
- When the green light is ON you can:
 - Break the formation
 - Start overtaking
- Start aborted
 - Lights will remain in red
 - EXTRA FORMATION LAP



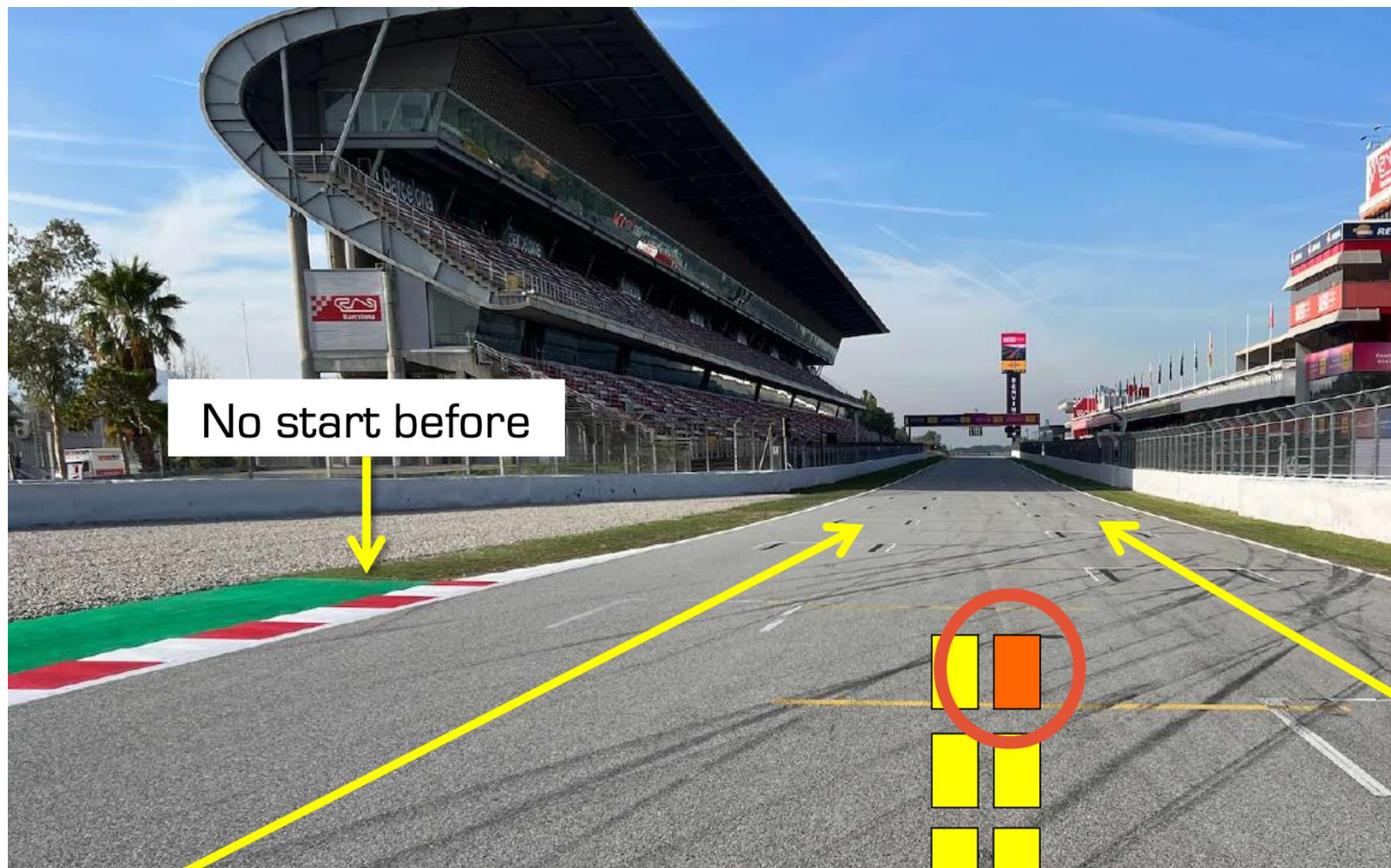
STARTING PROCEDURE

FANATEC
GT2
EUROPEAN
SERIES

POWERED BY



 **BARCELONA 2024**



FANATEC



SRO
MOTORSPORTS GROUP

THANK YOU FOR CONSIDERING THE ENVIRONMENT BEFORE PRINTING THIS DOCUMENT

PIT LANE DATA

- Pit window between 20 minutes and 29 minutes 59.99 seconds
- Pit in to Pit out time = 26 seconds
- Minimum driver change time = pit lane delta + 90 sec = 116 sec
- Tyre change (x4) dry to wet or viceversa = 142 sec
- Additional pit stop for tyres change, weather, puncture: 52 seconds
- 1 second tolerance which may be used once during the event
- Add compensation times, where relevant (see bulletin 1)
- **Don't forget to change the driver ID in the pit lane**

SAFETY CAR



- Safety car procedure: yellow flags and SC boards in all marshal posts
- Overtaking is forbidden until you cross the finish line at the end of the procedure.
- SC turns off lights at T10 . When the SC turns off lights all signalling will be removed and a green flag will be displayed at the finish line.
- **All cars, in single file, must increase their speed to catch up the group and follow the SC anywhere it goes.**



PIT LANE STATUS DURING SC

- Pit exit lights normally **GREEN**
- When the SC passes the pit entry, the pit exit light will turn **RED**
- When the last car in the group behind the SC passes the pit exit, the lights will turn **GREEN** again

RED FLAG PROCEDURE


Slow down to 80 Km/Hr NO overtaking

Free practice: Drive to pit lane to your pit box - the clock will NOT stop

Pre-Qualifying: Drive to pit lane to your pit box - the clock will NOT stop

Qualifying: Drive to pit lane to your pit box - the clock WILL stop

Race outside pit window: Clock WILL stop - line up at the red line



Order as when the red flag was declared

Parc-Fermé conditions - on the grid: teams and officials ONLY


Restart behind Safety Car

If you enter the pits after the red flag: restart one lap later

RED FLAG PROCEDURE


During the pit window:

- Cars return to the pit lane and to respective pit boxes
- Cars are under Parc-Fermé conditions
- Pit stop is permitted, but when complete the car is immediately under Parc-Fermé conditions
- Marshals will call the cars to line up in order, at the line, from the last full lap before the opening of the pit window



BLUE FLAGS

- At ALL TIMES: displayed to a driver leaving the pits before T1 RHS if traffic is approaching on the track. **(INFORMATION)**
- During PRACTICE: a faster car is close behind you and is about to overtake you. **(INFORMATION)**
- During the RACE: shown to a car about to be lapped, the driver concerned must allow the following car to pass at the earliest opportunity. **(INSTRUCTION - CAN BE PENALISED)**



TRACK LIMITS




FANATEC
GT2
EUROPEAN
SERIES

POWERED BY



 BARCELONA 2024

*“The white lines defining the track edges are considered to be part of the track
but the kerbs are not”*



FANATEC®



SRO
MOTORSPORTS GROUP

THANK YOU FOR CONSIDERING THE ENVIRONMENT BEFORE PRINTING THIS DOCUMENT


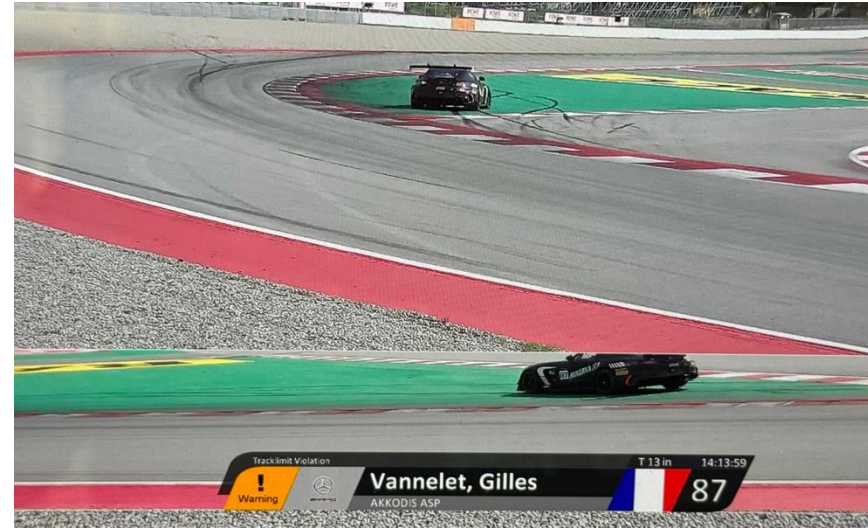
TRACK LIMITS CONTROL

FANATEC
GT2
EUROPEAN
SERIES

POWERED BY



 **BARCELONA 2024**



FANATEC



THANK YOU FOR CONSIDERING THE ENVIRONMENT BEFORE PRINTING THIS DOCUMENT

TRACK LIMITS PENALTIES



 **BARCELONA 2024**

Free Practice: drivers will be warned and, if necessary, shown the Black Flag.
Lap times can be deleted.

- Pre-Qualifying and Qualifying: lap time of the driver deleted.
- Race:
 - 1st time warning on the timing monitors,
 - 2nd time warning on the timing monitors.
 - 3rd time warning on the timing monitors.
 - 4th time warning Black & White flag by timing monitors and radio.
 - 5th time final warning on the radio.
 - 6th time the stewards can impose a time penalty.**Reset to 0 at pit stop.**



PARC FERMÉ



POWERED BY



 **BARCELONA 2024**

- Parc Fermé will take place after Pre-Qualifying (FP2), Qualifying, & each Race. Individual cars may also be selected for fuel testing after FP1 and/or FP2.
- Parc Fermé will be in your box unless selected by the Technical Delegate for inspection.
- Parc Fermé will be opened by the Stewards via the Messaging App.
- SD cards must be deposited in the GT2 Scrutineering Area within 10-minutes of the end of every session.

FANATEC



SRO
MOTORSPORTS GROUP

THANK YOU FOR CONSIDERING THE ENVIRONMENT BEFORE PRINTING THIS DOCUMENT

DRIVING STANDARDS


- In Practice and Qualifying, if you are not trying to set a fast lap, please move out of the racing line.
- If you are on a slow lap or if your car has a problem, be predictable, do not move suddenly.
- If you have a mechanical issue stop close to the orange markings for easier rescue.

FANATEC
GT2
EUROPEAN
SERIES

POWERED BY



 **BARCELONA 2024**



FANATEC



SRO
MOTORSPORTS GROUP

THANK YOU FOR CONSIDERING THE ENVIRONMENT BEFORE PRINTING THIS DOCUMENT

ANY QUESTIONS?

**THANK YOU, MOLTES GRÀCIES
HAVE A GREAT WEEKEND!**

EVENT: BARCELONA - CATALUNYA

DATES: 11th-13th October 2024