

POSTED at  
11/04/2025, 18:11



# TEAM MANAGERS AND DRIVERS' BRIEFING

EVENT: Paul Ricard

DATES: 11th-13th April



- Race control frequency: Race control 8 – 468.375
- TEST 10 to 15 minutes before each session
- First session of the day answer car # + ok on the messaging system
- For a test or any issue please contact the pit lane manager

**Neus Santamaría, Race Director**

**Tel: +34 664400960**

**Email: [ne.santamaria@gmail.com](mailto:ne.santamaria@gmail.com)**

**Chairman of the stewards: Wim Cools**

International steward: Francesco Maffezonni

ASN steward: Alain Marguet

## SPORTING NOTE 1

Article 6.7 of the 2025 Sporting Regulations of the GT2 European Series powered by Pirelli is amended as follows :

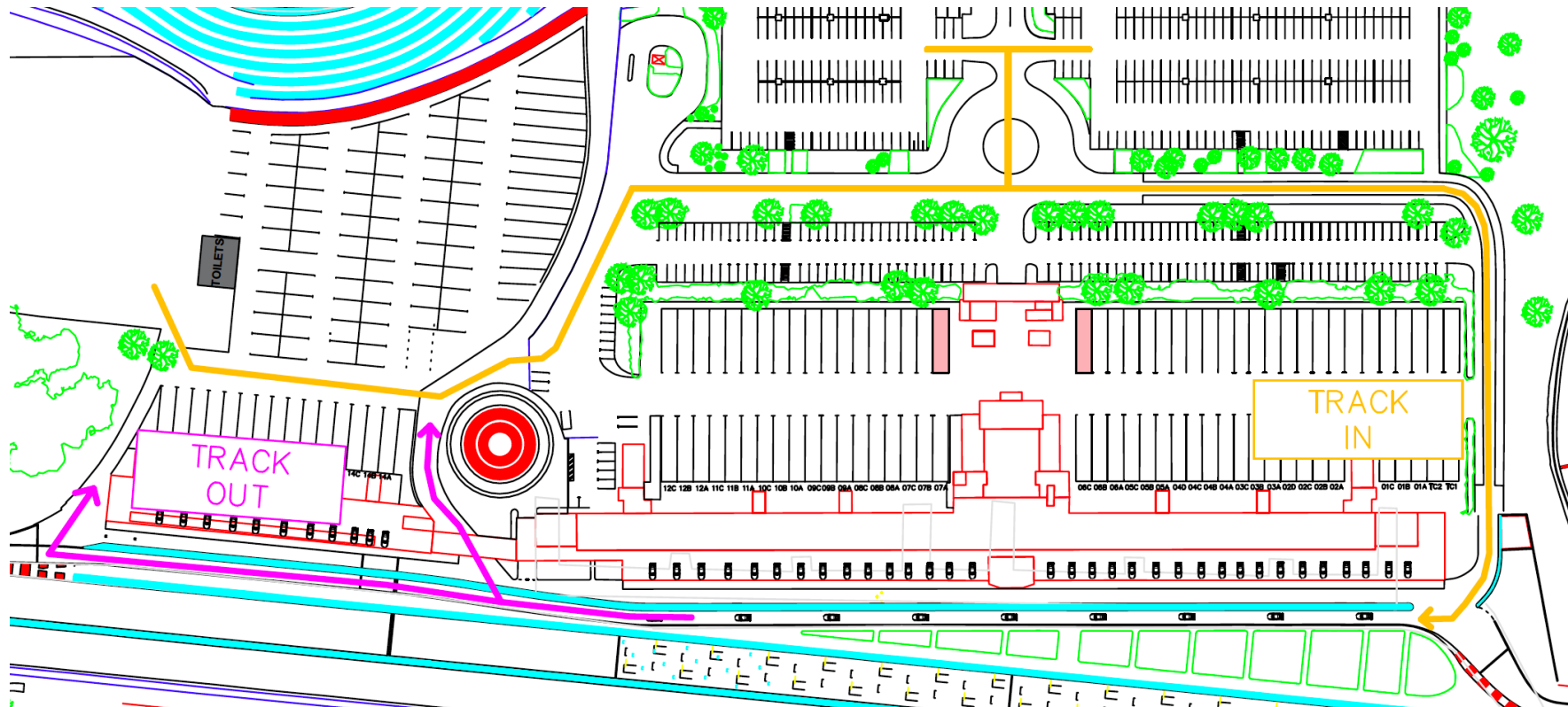
6.7 Additional prizes and trophies may be awarded. In particular, the Iron Cup will be awarded on the Podium after each race to the leading car whose two drivers have a combined age of over **90**, on condition that at least four cars are eligible for the Iron Cup. This number may be altered by Sporting Board decision.

## SPORTING NOTE 2

On safety grounds, article 37.2.1 of the 2025 Sporting Regulations of the GT2 European Series powered by Pirelli is amended as follows :

37.2.1 Free Practice, **Pre-Qualifying** and Installation Laps  
During the free practice and pre-qualifying sessions, refuelling **is allowed in the pit lane using the full procedures as listed in article 37.2.3 and with all necessary safety precautions in place. Any infractions will be reported to the Stewards.**  
**During the Installation laps to the grid, refuelling is forbidden.**

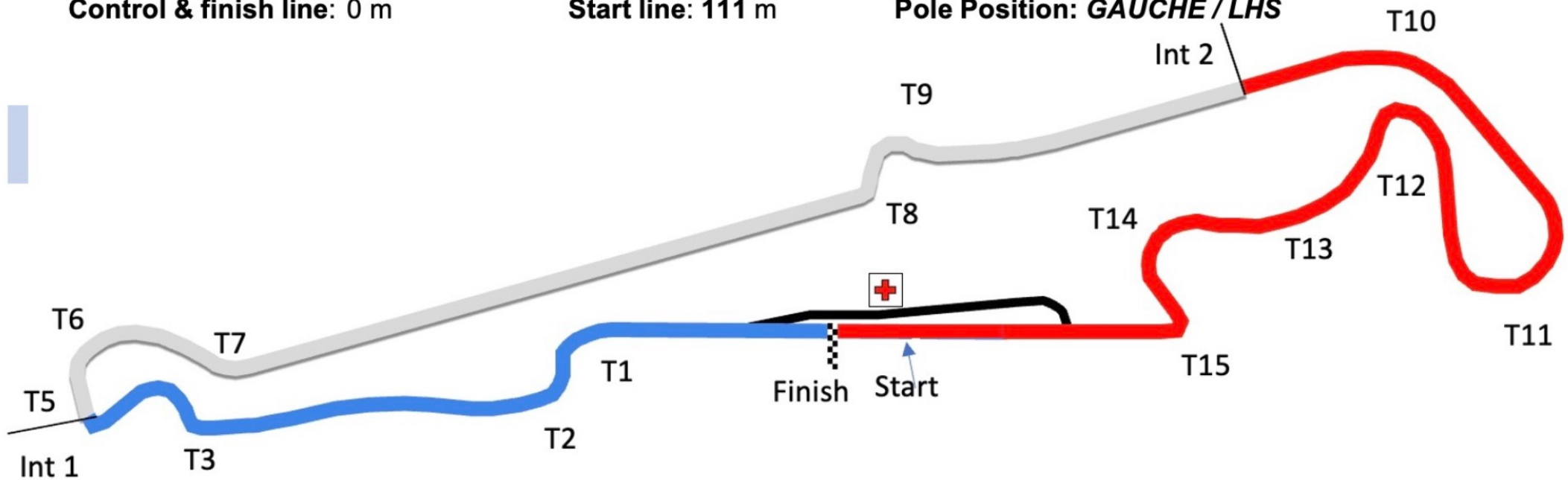
# Paddock Movements



Track: 5 822 m      Int 1: 1 519 m  
Control & finish line: 0 m

Int 2: 3 436 m  
Start line: 111 m

Pit Lane: Max 50 Km/Hr.  
Pole Position: **GAUCHE / LHS**

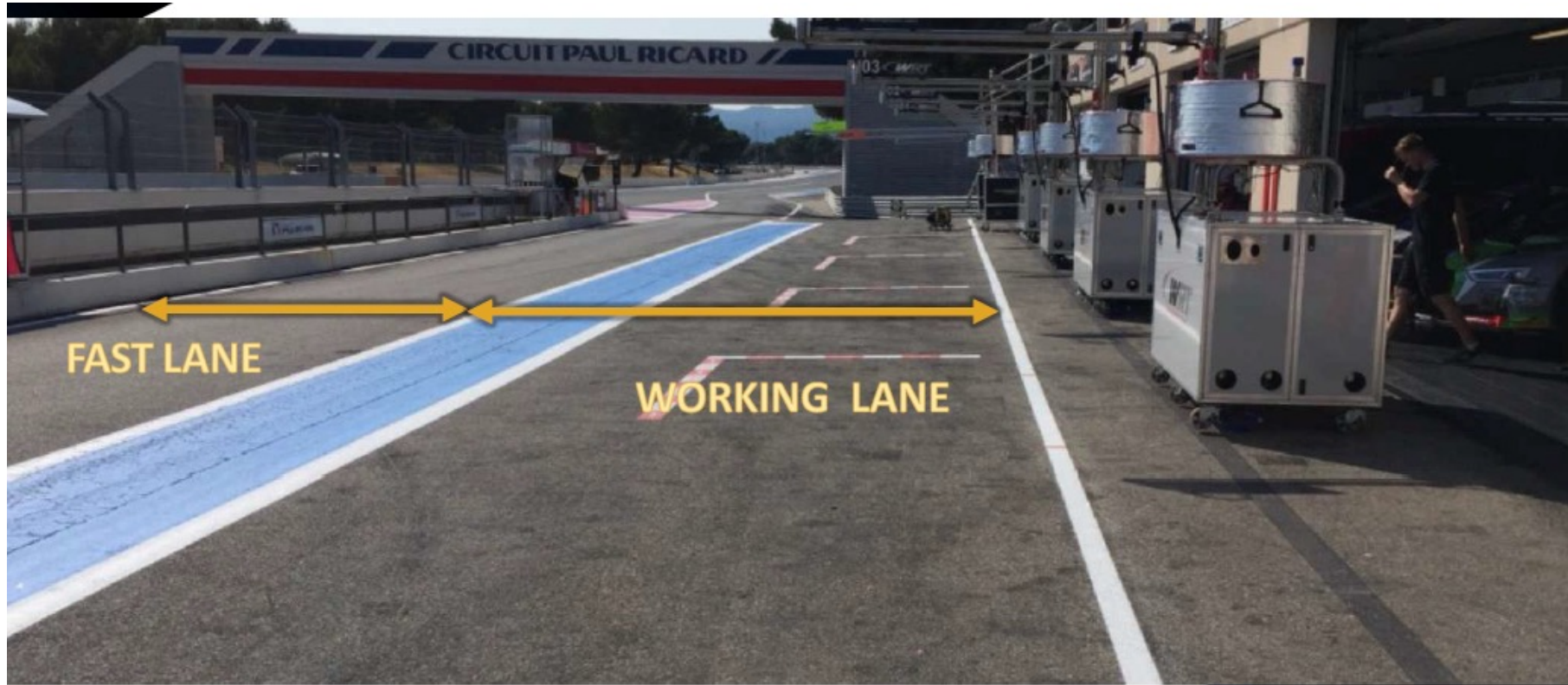






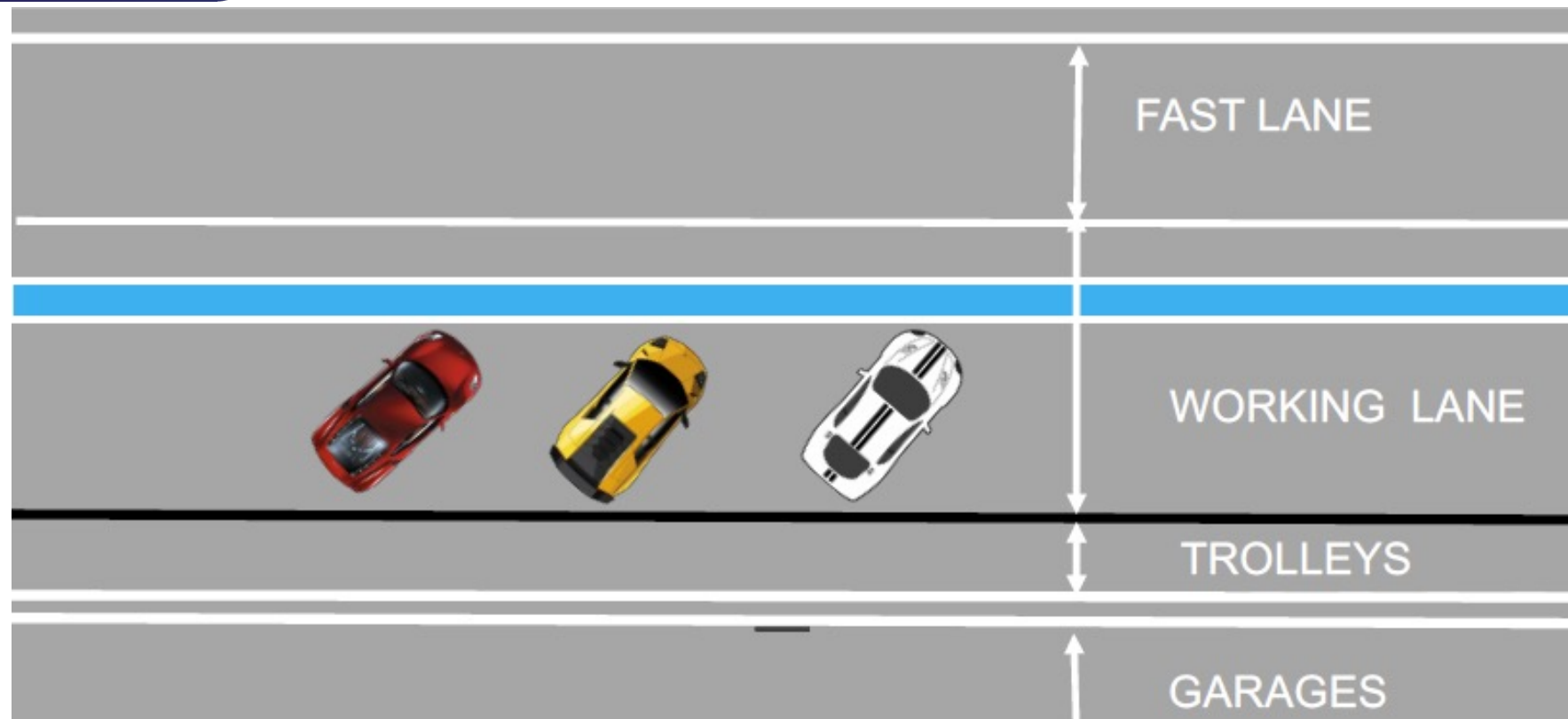


- The blue area will be considered part of the working lane

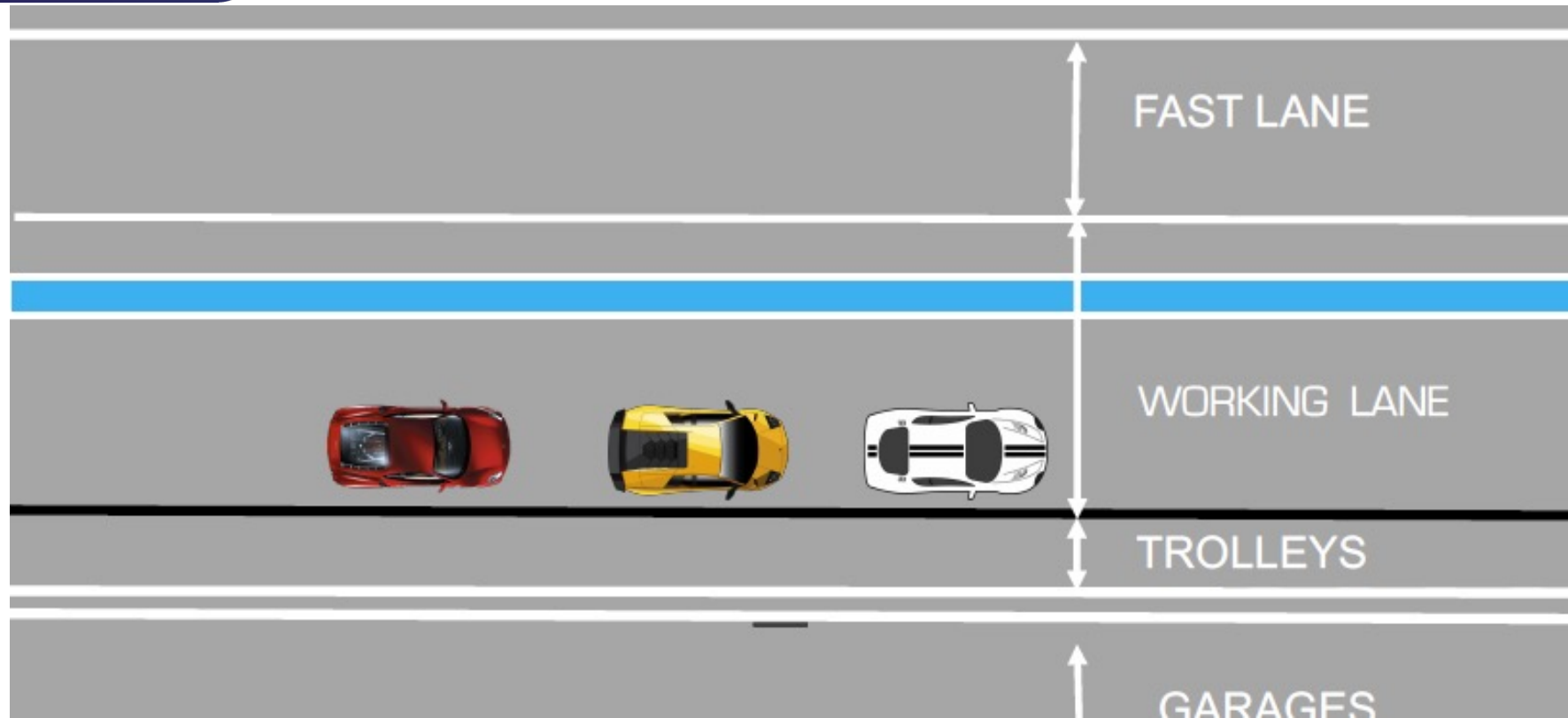





# START OF THE SESSIONS



# PIT STOPS AND RACES















# START LINE AND LIGHTS



# FINISH LINE AND RACE DIRECTOR SIGNALING



**DRIVE  
THROUGH**

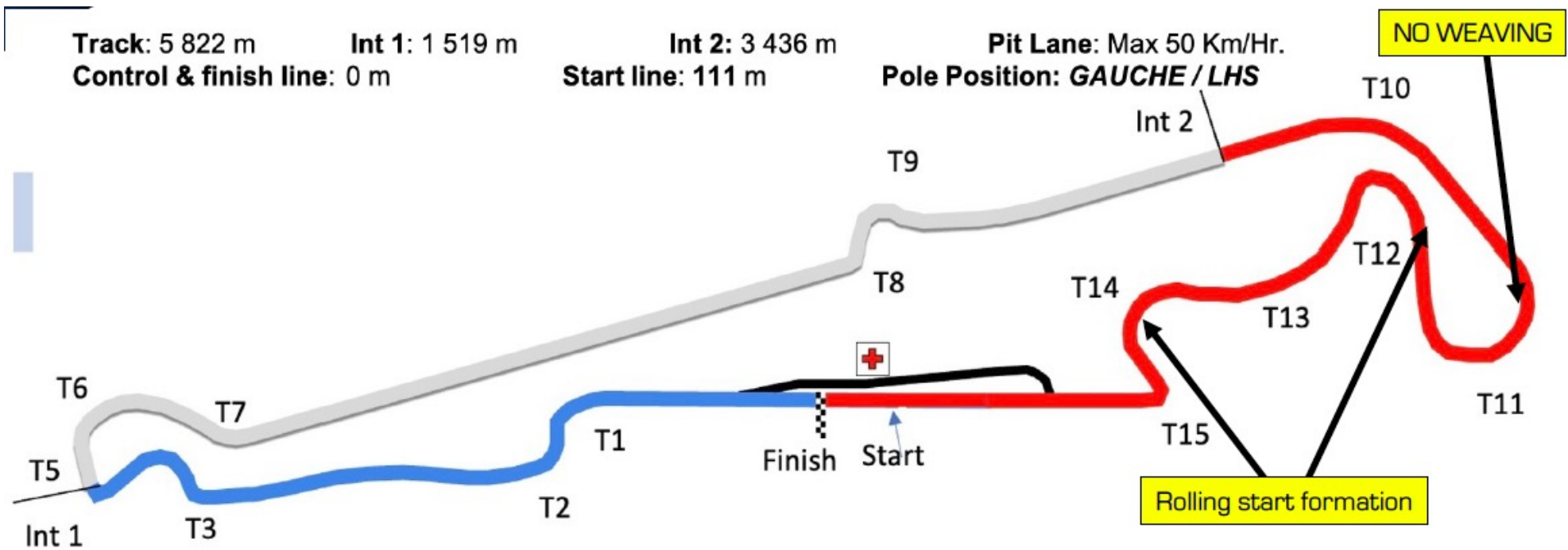
**STOP  
& GO**



# STARTING PROCEDURE


***Cars straight to the grid, no installation laps.***

***Pole position: LEFT Start line-up: Turn 11 to 13***





- No more weaving from turn 10
- Grid formation from turn 11
- All lined up and tightly grouped by t13
- **Two rows of cars following the grid boxes moving in parallel position**
- Any car breaking the formation or overtaking before the signal will be reported to the stewards



# STARTING PROCEDURE


- Start will be from RED to GREEN
- When the green light is ON you can:
  - Break formation
  - Start overtaking
- Start aborted
  - Lights will remain in red
  - Yellow lights all over track
  - EXTRA FORMATION LAP





# STARTING PROCEDURE

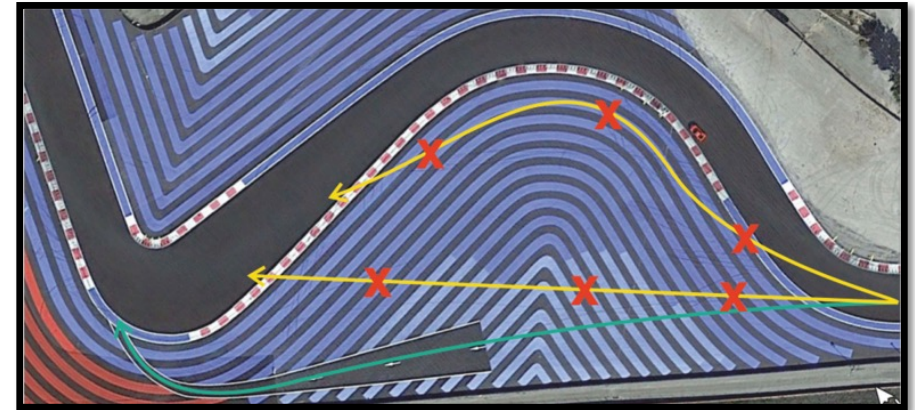
**Any car driving in the blue part on the LHS  
will be reported to the stewards**



- Follow the arrows through the blocks making a chicane



TURN 1



TURN 3



TURN 8



- Pit window between 25m.00s.000 and 34m.59s.999
- Pit in to Pit out time = **38 seconds**
- Minimum driver change time = **148 seconds**
- Tyre change (x4) dry to wet or vice versa = **174 seconds**
- Additional pit stop for tyres change, weather, puncture: **64 seconds**
- 1 second tolerance which may be used once during the event
- Note that solo drivers in AM must get out of the car during the stop.
- **Don't forget to change the driver ID in the pit lane**

- Refuel is allowed using dump chumps only
- **If you refuel during the pit stop**
  - It needs to be done **at the start of the stop** and with all safety precautions
  - Driver out of the car, door closed
  - Car stationery and on the ground
  - Electrically earthed and engine off
  - No work other than the addition of water is allowed

**Driver change and tyre change, if needed, must be done after refuelling**

- Safety car procedure: yellow flags and SC boards in all marshal posts
- Overtaking is forbidden until you cross the finish line at the end of the procedure
- SC turns off lights at T10. When SC turns off lights all signalling will be removed and a green flag will be displayed at the finish line.
- **All cars, in single file, must increase their speed to catch up the group and follow the SC anywhere it goes.**



- Pit exit lights normally **GREEN**
- When the SC passes the pit entry, the pit exit light will turn **RED**
- When the last car in the group behind the SC passes the pit exit, the lights will turn **GREEN** again

# RED FLAG PROCEDURE

**Slow down to 80 Km/Hr**

**NO overtaking**

Free practice:

Drive to pit lane to your pit box - the clock will NOT stop

Pre-Qualifying:

Drive to pit lane to your pit box - the clock will NOT stop

Qualifying:

Drive to pit lane to your pit box - **the clock WILL stop**


Race outside pit window: **Clock WILL stop - line up at the red line** (finish line)

Order as when the red flag was declared

Parc-Fermé conditions - on the grid: teams and officials

Restart behind Safety Car

If you enter the pits after the red flag: restart one lap later






- Cars **return to the pit lane** and to their respective boxes.
- Cars are under **Parc-Fermé conditions**.
- Pit Stop is permitted, but when complete the car is immediately under Parc-Fermé conditions.
- Marshals will call the cars to line up in order, at the line, from the last full lap before opening of the pit window.

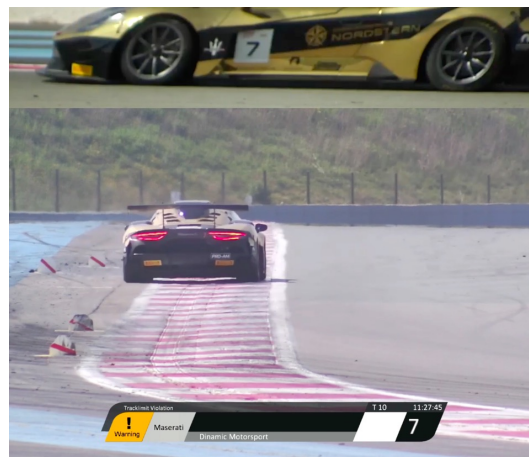

- AT ALL TIMES: Displayed to a driver leaving the pits if traffic is approaching on the track (**INFORMATION**)
- During PRACTICE: a faster car is close behind you and is about to overtake you (**INFORMATION**)
- During the RACE: shown to a car about to be lapped, the driver concerned must allow the following car to pass at the earliest opportunity. (**INSTRUCTION – CAN BE PENALISED**)



- “The white lines defining the track edges are considered to be part of the track but the kerbs are not”



# TRACK LIMITS CONTROL



- After sessions a link will be posted on the app where you can see all track limit infringements of all cars
- During free practice: Drivers will be warned and after 10 infringements they will be called to race control.
- During pre-Qualifying and Qualifying: relevant lap time deleted

- Race:
  - 1st time warning on the timing monitors,
  - 2nd time warning on the timing monitors.
  - 3rd time warning on the timing monitors.
  - 4th time warning Black & White flag by timing monitors and radio.
  - 5th time final warning on the radio.
  - 6th time the stewards can impose a time penalty.

**Reset to 0 at pit stop.**

- If the TL penalty during the race is announced before the pit window is open you will need to serve it then.
- **Other TL penalties announced after we open the pit window will be added to racing time**



- Parc fermé will take place after Pre-Qualifying, Qualifying & each Race. Individual cars may also be selected for fuel testing after FP1 and/or Pre-Qualifying.
- Parc fermé will be in your tent unless selected by the Technical Delegate for inspection.
- Parc fermé will be opened by the Stewards via the Messaging App.
- SD cards must be deposited in the GT2 Scrutineering Area within 10-minutes of the end of every session.

- In Practice and Qualifying, if you are not trying to set a fast lap, please move out of the racing line.
- If you are on a slow lap or if your car has a problem, **be predictable, do not move suddenly.**
- If you have a mechanical issue stop close to the orange markings for easier rescue.





**ANY QUESTIONS?**

**THANK YOU, HAVE A GREAT WEEKEND!**

