

POSTED at
19/09/2025, 12:10



TEAM MANAGERS AND DRIVERS' BRIEFING

EVENT: R05 VALENCIA, SPAIN

DATES: 19th-21st September

V2 changes in yellow



- Race control frequency: Race control 7 – 468.1875
- TEST 10 to 15 minutes before each session
- First session of the day answer car # + ok on the messaging system
- For a test or any issue please contact the pit lane manager

Neus Santamaría, Race Director

Tel: +34 664400960

Email: ne.santamaria@gmail.com

Chairman of the stewards: Wim Cools

International steward: Andy Witkowsky

ASN steward: Esther Llobell

Valencia (SPAIN)

Circuit length: 4005 m Pole position: LEFT Start line up: T12 to T14

Pit IN to Pit OUT: 370 m


Int 1 at: 1052 m Int 2 at: 2860 m

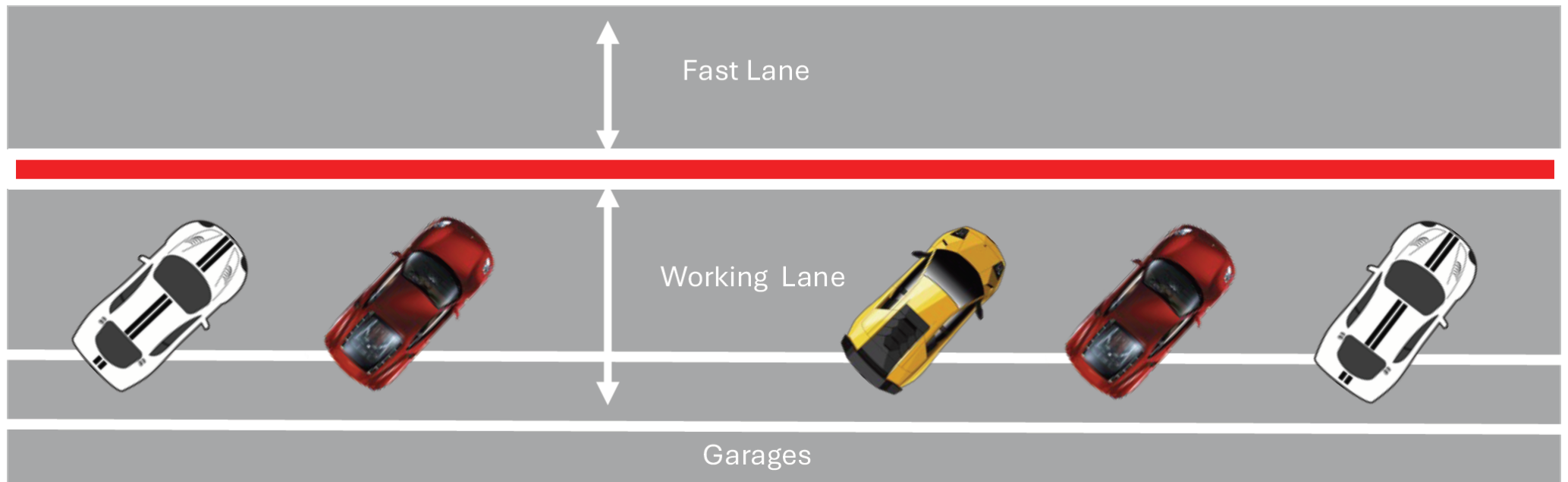
Safety Car: 1st Lap- T13

Race- Pit Exit

Lights OFF- T11







PIT STOPS – PRACTICES AND RACES






Pit exit / End speed limit

Except in a case of force majeure (accepted as such by the Stewards), the crossing by any part of the tyre, in any direction, of the painted area between the pit exit and the track, by a driver is prohibited.



Crossing the line during FP, Prequaly and Qualy will result in a TLW, if the cars cross with more than two tyres or get to the pit exit line they'll be reported to the stewards.

During the race you'll get a warning by radio on the 1st infringement and a 5 second penalty on the next




STARTING PROCEDURE


Cars straight to the grid, no installation laps.

Pole position: LEFT Start line-up: Turn 12 to 14


No start before this point.



- There will be **one formation lap**, time will start at the end of the first lap.
- No more weaving from turn 11
- Grid formation from turn 12
- All lined up and tightly grouped by t14
- **Two rows of cars following the grid boxes moving in parallel position**
- Any car breaking the formation or overtaking before the signal will be reported to the stewards



- Start will be from RED to GREEN
- When the green light is ON you can:
 - Break formation
 - Start overtaking
- Start aborted
 - Lights will remain in red
 - Yellow lights all over track
 - EXTRA FORMATION LAP



- Pit window between 25m.00s.000 and 34m.59s.999
- Pit in to Pit out time = **26 seconds**
- Minimum driver change time = **136 seconds**
- Tyre change (x4) dry to wet or vice versa = **162 seconds**
- Additional pit stop for tyres change, weather, puncture: **52 seconds**
- 1 second tolerance which may be used once during the event
- Note that solo drivers in AM must get out of the car during the stop.
- **Don't forget to change the driver ID in the pit lane**

- Refuel is allowed using dump chumps only
- **If you refuel during the pit stop**
 - It needs to be done **at the start of the stop** and with all safety precautions
 - Driver out of the car, door closed
 - Car stationery and on the ground
 - Electrically earthed and engine off
 - No work other than the addition of water is allowed

Driver change and tyre change, if needed, must be done after refuelling

- Safety car procedure: yellow flags and SC boards in all marshal posts
- Overtaking is forbidden until you cross the finish line at the end of the procedure
- When SC turns off lights all signalling will be removed and a green flag will be displayed at the finish line.
- **All cars, in single file, must increase their speed to catch up the group and follow the SC anywhere it goes.**

- Pit exit lights normally **GREEN**
- When the SC passes the pit entry, the pit exit light will turn **RED**
- When the last car in the group behind the SC passes the pit exit, the lights will turn **GREEN** again

Slow down to 80 Km/Hr

NO overtaking

Free practice:

Drive to pit lane to your pit box - the clock will NOT stop

Pre-Qualifying:

Drive to pit lane to your pit box - the clock will NOT stop

Qualifying:

Drive to pit lane to your pit box - **the clock WILL stop**


Race outside pit window: **Clock WILL stop - line up at the red line** (finish line)

Order as when the red flag was declared

Parc-Fermé conditions - on the grid: teams and officials




Restart behind Safety Car

If you enter the pits after the red flag: restart one lap later

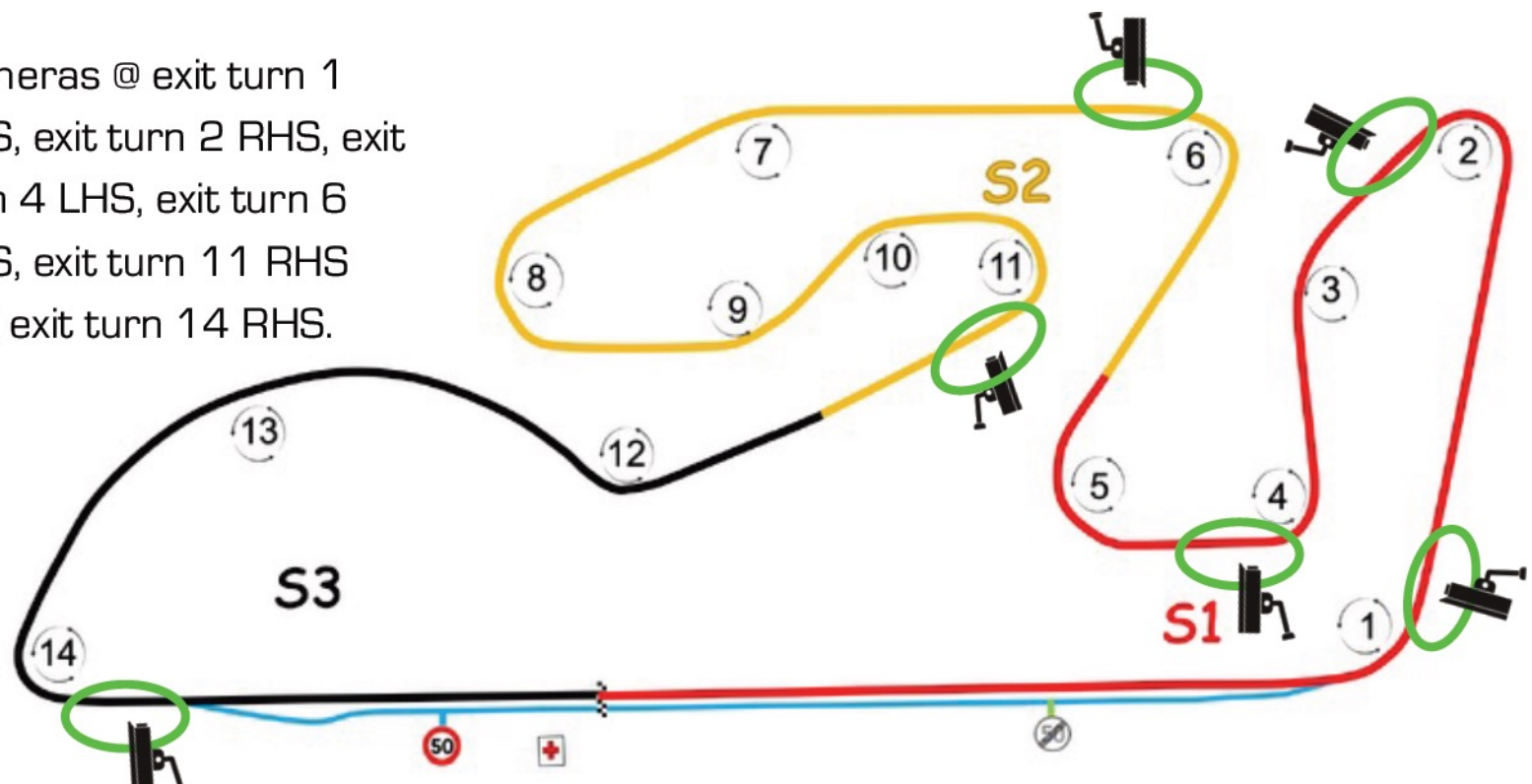


- Cars **return to the pit lane** and to their respective boxes.
- Cars are under **Parc-Fermé conditions**.
- Pit Stop is permitted, but when complete the car is immediately under Parc-Fermé conditions.
- Marshals will call the cars to line up in order, at the line, from the last full lap before opening of the pit window.

- “The white lines defining the track edges are considered to be part of the track but the kerbs are not”*



Cameras @ exit turn 1
RHS, exit turn 2 RHS, exit
turn 4 LHS, exit turn 6
RHS, exit turn 11 RHS
and exit turn 14 RHS.



- After all sessions, a link will be posted on the app where you can see all track limit infringements of all cars
- During free practice: Drivers will be warned and after 10 infringements the TM will be called to race control.
- During pre-Qualifying and Qualifying: relevant lap time deleted

- Race:
 - 1st time warning on the timing monitors,
 - 2nd time warning on the timing monitors.
 - 3rd time warning on the timing monitors.
 - 4th time warning Black & White flag by timing monitors and radio.
 - 5th time final warning on the radio.
 - 6th time the stewards can impose a time penalty.

Reset to 0 at pit stop.
- If the TL penalty during the race is announced before the pit window is open you will need to serve it then.
- **Other TL penalties announced after we open the pit window will be added to racing time**

- Parc fermé may take place after Pre-Qualifying for selected cars
- Individual cars may also be selected for fuel testing after FP and/or Pre-Qualifying.
- After Qualifying & each Race all cars are under parc fermé.
- Parc fermé will be in your box/tent unless selected by the Technical Delegate for inspection.
- Parc fermé will be opened by the Stewards via the Messaging App.
- SD cards must be deposited in the GT2 Scrutineering Area within 10-minutes of the end of every session.

- In Practice and Qualifying, if you are not trying to set a fast lap, please move out of the racing line.
- If you are on a slow lap or if your car has a problem, **be predictable, do not move suddenly.**
- If you have a mechanical issue stop close to the orange markings for easier rescue.



ANY QUESTIONS?

THANK YOU, HAVE A GREAT WEEKEND!

