

FANATEC
GT2
**EUROPEAN
SERIES**

TEAM MANAGERS' BRIEFING
MONZA 2021

FANATEC

aws

elf
A brand of **TOTAL**

PIRELLI

GULLWING
RACING INSURANCE

SRO
MOTORSPORTS GROUP

ROUND 1 – MONZA



Peter Daly, Race Director

Tel. +44 7730 700955

E-mail. peter@brscc.co.uk

COMMUNICATION / EVENT INFORMATION

Website: <https://www.gtsportsclub.com/>

Team area login: Username: **TeamGTSCE** Password: **gtsportsclubeuropa**

Official notice board: https://www.gtsportsclub.com/meeting_noticeboard?meeting_id=56

Team representative email address should be lodged with Valerie Guillion



SEAN EDWARDS TEST

FANATEC
GT2
EUROPEAN
SERIES



*Mandatory for all drivers at the beginning of
the season or during for the new drivers*

SRO
MOTORSPORTS GROUP



TEAM RADIO



Race Control Team Radio frequency:

RC Channel 7 - 468.1875

Please monitor from 15 mins prior to each session and until the end of Parc-Fermé.



Radio check prior to first GT2 session each day, reply "OK" to "Everyone" on the Messaging App

TEAM MESSAGING APP



GT2 Team Messaging App - Please only use "Everybody" during sessions, personal messages will not be monitored during sessions.

Incident Report Form and Request Form templates are available in the Team area of the website.

The screenshot shows a web-based form for reporting an incident. At the top right, there is a logo for 'FANATEC GT2 EUROPEAN SERIES'. Below the logo, the title 'INCIDENT REPORT' is followed by a disclaimer: 'It is mandated by the contract to the race director and by the sporting director at the latest 30 minutes after the race/qualifying flag. This report is not an official protest but purely information for the race director. This report can only be used for requests involving your team race. You can take a picture of this report and send via the Team Messaging System.' The form contains several sections: 1. 'Event:' with a dropdown menu, 'Your Car number:' with a text input, and 'Team:' with a dropdown menu. 2. 'Driver:' with a dropdown menu, 'Time of the incident:' with a text input, 'Lap:' with a dropdown menu, and 'Turn:' with a dropdown menu. 3. 'Other car(s) involved:' with a text input. 4. 'EXPOSURE (please tick as appropriate):' with a row of radio buttons for 'Slow In-track', 'Night Position', and a row of checkboxes for 'Q1', 'Q2', 'Q3', 'Q4', 'Race 1', and 'Race 2'. 5. 'Please tick the box as appropriate:' with a list of checkboxes: 'Overtaking during SC - FCY - procedure, under Yellow zone', 'Not at SC line / in during FCY procedure', 'Contact with car', 'Contact with car - pushed to grass - forced off track', 'Skidded during pit stop by car', 'Car slowing down in the last turn before pit exit speed limit line', 'Skidding during qualifying', 'Changed direction more than once', and 'Other:'. 6. 'Description of the incident:' with a large text input area. 7. 'EVIDENCE (please tick as appropriate):' with radio buttons for 'Seen on Live TV', 'We have onboard footage', and 'We have pit garage footage'. 8. 'Driver:' with a dropdown menu and 'Signature:' with a text input. At the bottom, there is a row of logos for various sponsors and partners.



CIRCUIT MAIN DATA

Autodromo Nazionale Monza

FANATEC
GT2
EUROPEAN
SERIES

Circuit length: 5793m

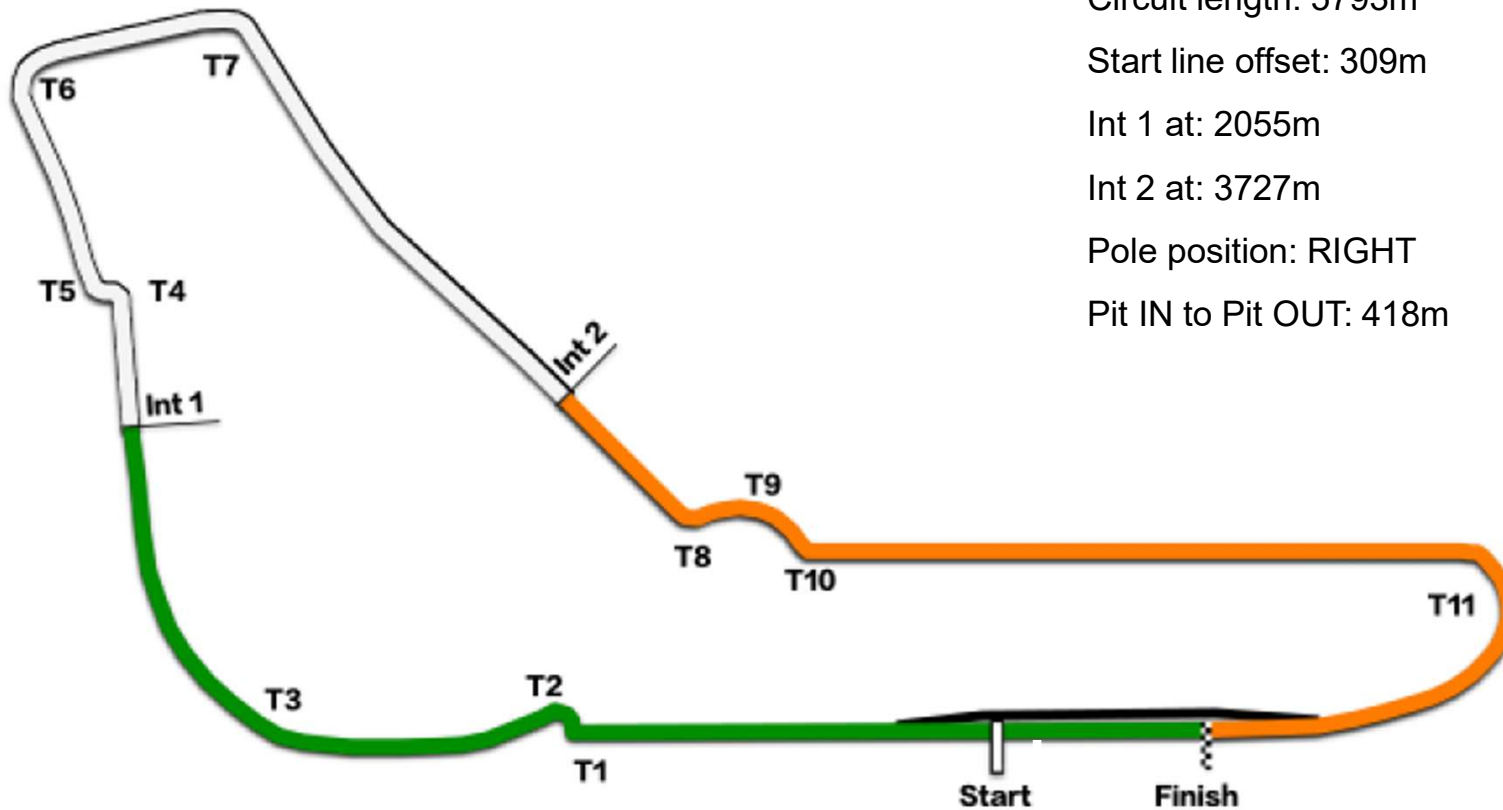
Start line offset: 309m

Int 1 at: 2055m

Int 2 at: 3727m

Pole position: RIGHT

Pit IN to Pit OUT: 418m



PARC FERMÉ

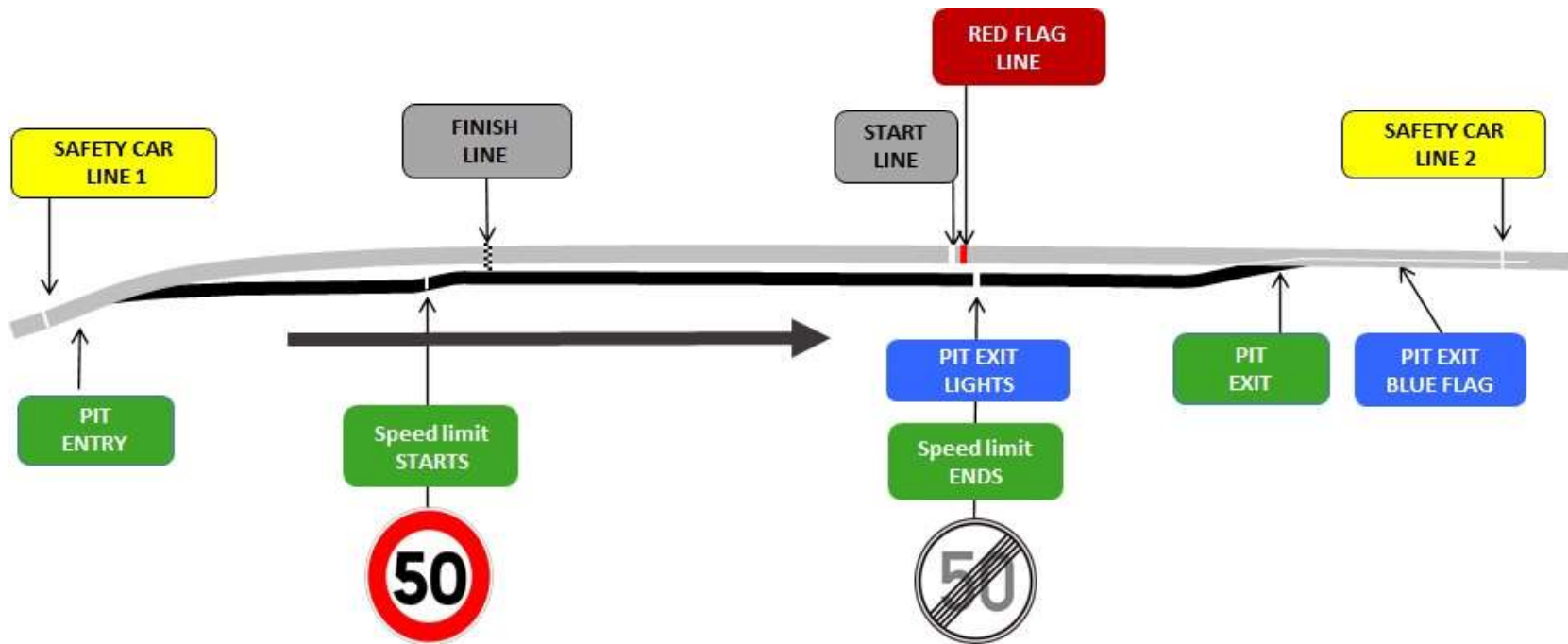


- All cars return to their BOX unless instructed otherwise
- NO SKATES to be used prior to Parc ferme
- Cars must remain under Parc Fermé conditions until released by The Stewards via the Messaging App
- Drivers required for post-race presentation will be stopped in the Pitlane



Pit Lane

- Cars at 45 °in the Pitlane at the start of each session (nose to pit exit), and park parallel for pit stops. Engine must be switched off during pit stops.
- Cars may only move into the Fast Lane once instructions given by Race Control
- Nobody in front of the car or standing behind panels - use lollipops from the working lane only
- Only the Car Controller and replacing driver are allowed in the working lane before the car stops.



PIT LANE



ANY STOP / GO PENALTY TO BE SERVED OUTSIDE YOUR GARAGE

ARMBANDS



1X CAR CONTROLLER



4X MECHANICS



INDUSTRY



SIGNALLING AREA & CONTROL LINE

Startline 309m beyond Control Line

Signalling Area




Finish Line and
Control/Timing Line

DIGITAL SIGNALLING PANEL



PIT ENTRY

Dashed line precedes Safety Car line 1



Safety Car Line 1

PIT ENTRY SPEED LIMIT LINE



PIT EXIT LIGHT



PIT EXIT LINE

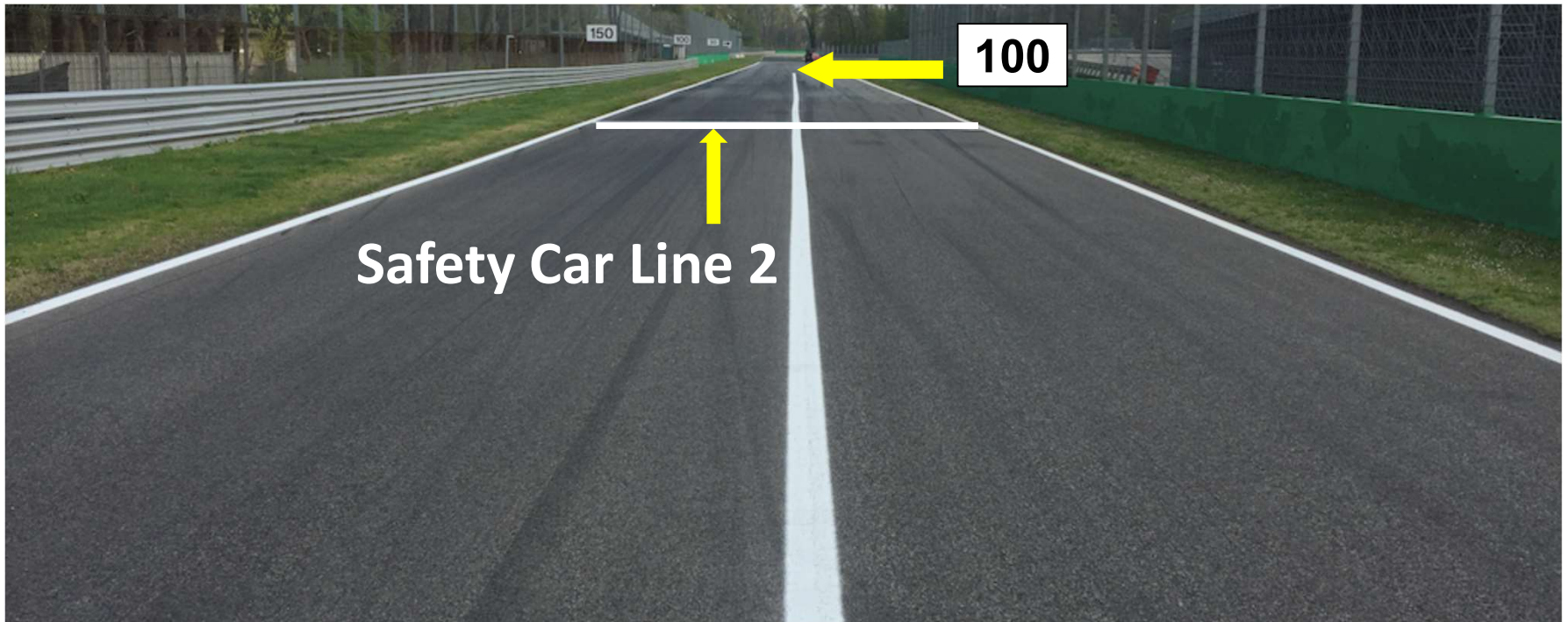


BLUE FLAG AT PIT EXIT

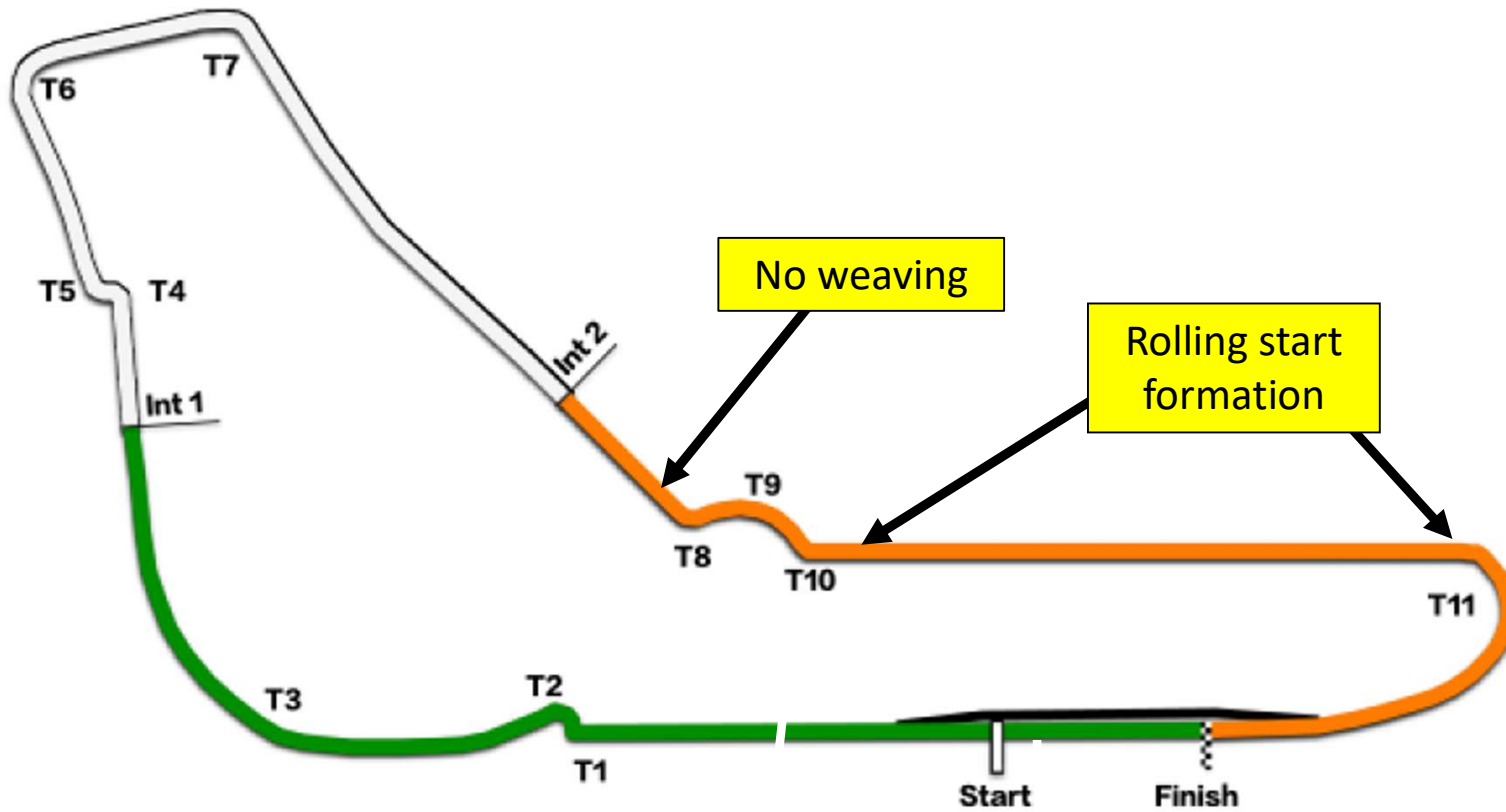


PIT EXIT

· Pit Exit Line continues to 100m panel




START LAP



START

FANATEC
GT2
EUROPEAN
SERIES



SRO
MOTORSPORTS GROUP



START

FANATEC
GT2
EUROPEAN
SERIES



ALL CARS MUST RESPECT THE WHITE LINES AT RACE START.

SRO
MOTORSPORTS GROUP



START

FANATEC
GT2
EUROPEAN
SERIES



SRO
MOTORSPORTS GROUP



START

FANATEC
GT2
EUROPEAN
SERIES



SRO
MOTORSPORTS GROUP



ABORTED START ADDITIONAL FORMATION LAP

FANATEC
GT2
EUROPEAN
SERIES




DRIVER ETIQUETTE

Please RESPECT the International Sporting Code and your fellow Competitors

Be AWARE at all times – flag signals – other cars – mirrors

Incidents during a session: "NOTED" message on timing screen



"NO INVESTIGATION NECESSARY"



"INCIDENT UNDER INVESTIGATION"

Incidents involving different categories, the higher category driver will be deemed to be at fault unless evidence clearly shows the contrary


Flashing head lights maximum 3 times between two corners

OPENINGS FOR CARS

FANATEC
GT2
EUROPEAN
SERIES



INCIDENTS



One waved Yellow flag:

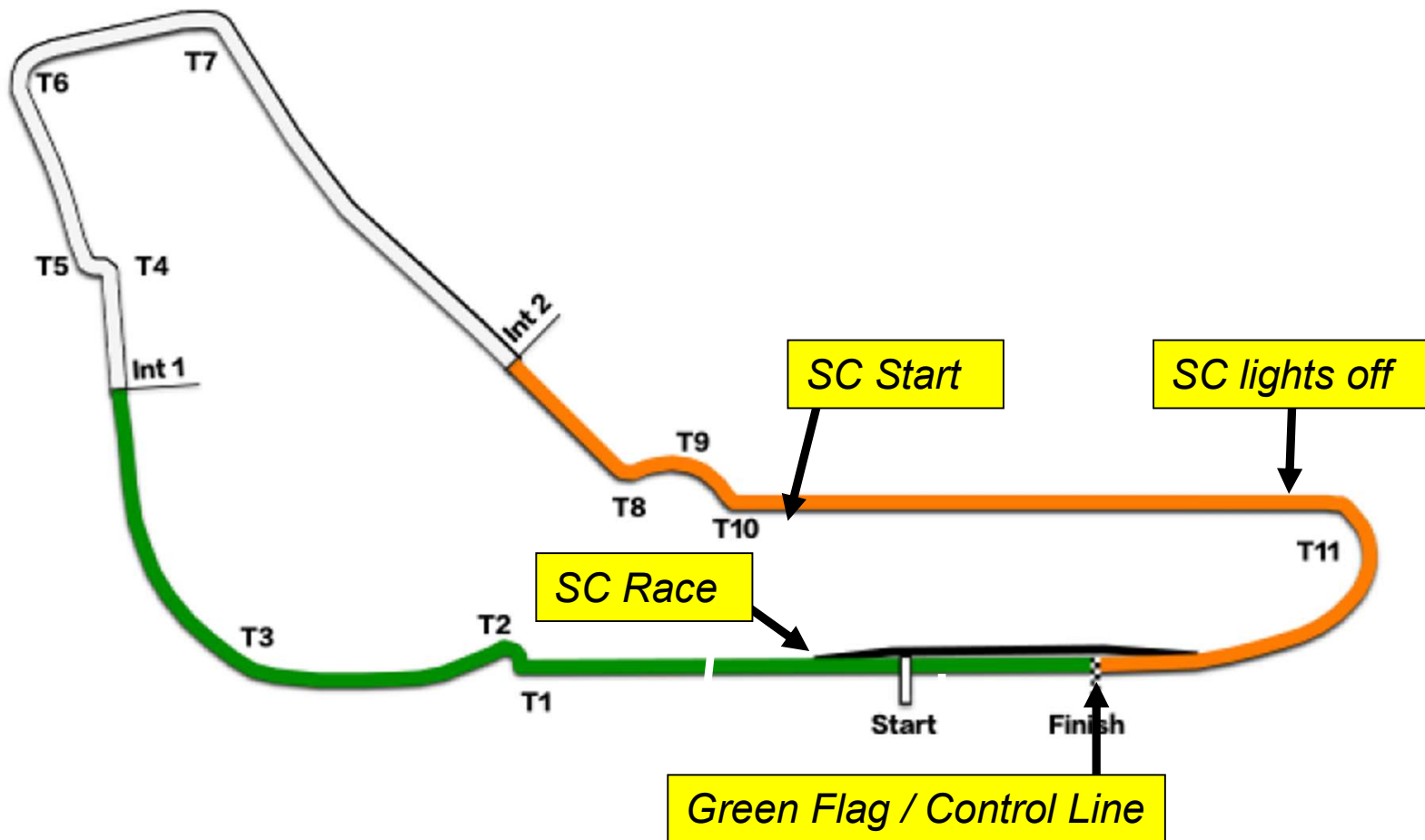
- Moderate speed
- Caution – some danger
- NO OVERTAKING

Two waved Yellow flags:

- Dangerous incident has occurred
- Reduce speed, be prepared to stop
- NO OVERTAKING

SAFETY CAR

SC may use the Pitlane



PROCEDURE



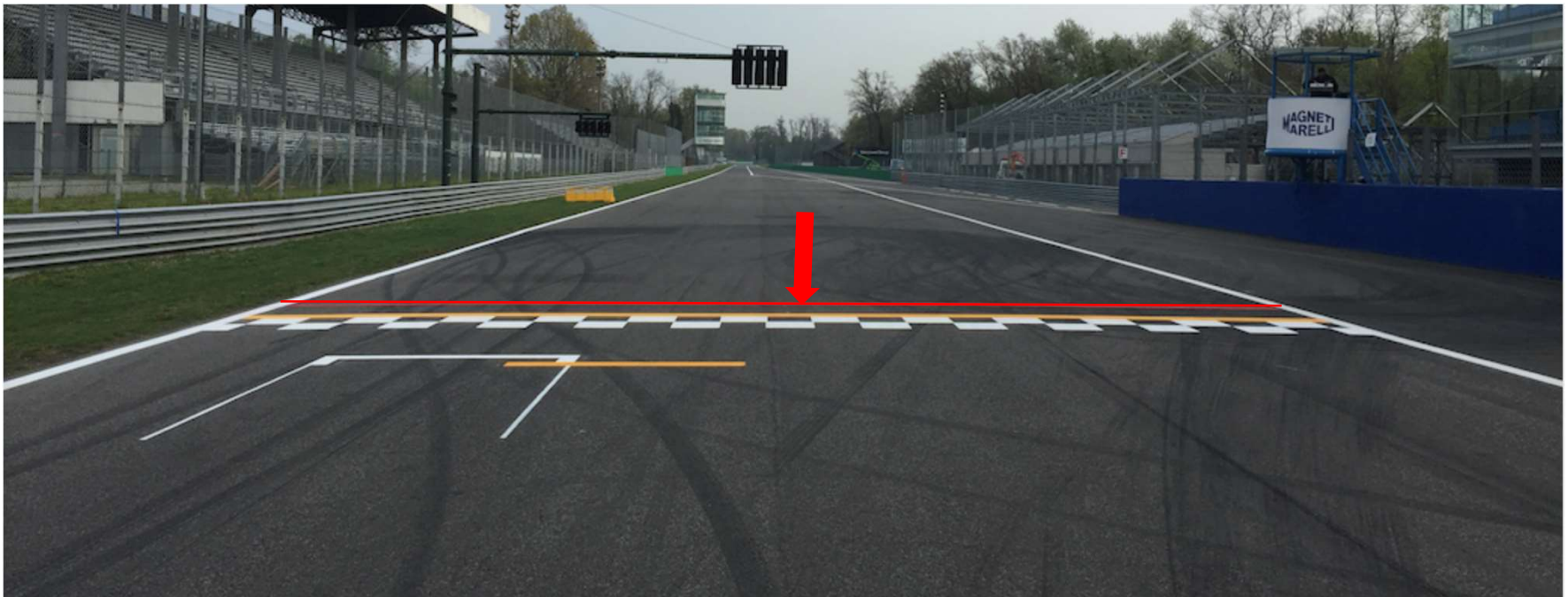
*Slow down to 80 Km/Hr - NO overtaking
go to pit lane, the clock will NOT stop except during Qualifying*

During the race:

- Line up at the red line or follow the SC*
- Parc Fermé conditions*
- Officials ONLY on the grid unless authorised*
- Restart behind SC*

If you enter the pits after the red flag: restart one lap later

RED FLAG LINE



DURING PIT WINDOW



All cars must return to the Pit lane

Parc Ferme conditions

Driver change permitted if not already carried out

Cars will be called to Pit Exit in the order of the last full lap before the opening of the Pit Window

Race will restart behind the SC

OVER SHOOT T1 OR T4



- If you have to avoid taking T1, follow escape road through marker blocks and rejoin SAFELY
- If you have to avoid taking T4, follow escape road around back of painted area
- BOTH T1 & T4 DO NOT DRIVE ON THE PAINTED AREAS OR GRASS
- YOU MUST REJOIN SAFELY WITHOUT ADVANTAGE



TURNS 1 & 2

FANATEC
GT2
EUROPEAN
SERIES



SRO
MOTORSPORTS GROUP



TURN 1 ESCAPE ROAD



TURN 4 ESCAPE ROAD

Keep right of the yellow line



TURN 4 ESCAPE ROAD

FANATEC
GT2
EUROPEAN
SERIES




SRO
MOTORSPORTS GROUP



TRACK LIMIT ; Turns 2, 5, 6, 7 & 10



The Judge of Fact will report any car that puts a wheel into the gravel



MARSHALS - Respect and Thanks

FANATEC
GT2
EUROPEAN
SERIES



SRO
MOTORSPORTS GROUP



FANATEC
GT2
**EUROPEAN
SERIES**

**HAVE A GOOD WEEKEND AND
A GREAT RACE!**

FANATEC

