

FANATEC
GT2
EUROPEAN
SERIES

TEAM MANAGERS' BRIEFING
MISANO 2021

FANATEC

aws

elf
A brand of **TOTAL**

PIRELLI

GULLWING
RACING INSURANCE

SRO
MOTORSPORTS GROUP

ROUND 3 – MISANO



Peter Daly, Race Director

Tel. +44 7730 700955

E-mail. peter@brscc.co.uk

COMMUNICATION / EVENT INFORMATION

THIS IS THE ONLY OFFICIAL NOTICE BOARD

Website: <https://www.gtsportsclub.com/>

Team area login: Username: **TeamGTSCE** Password: **gtsportsclubeuropa**

Official notice board: https://www.gtsportsclub.com/meeting_noticeboard?meeting_id=56

Team representative email address should be lodged with Valerie Guillion

SEAN EDWARDS TEST

FANATEC
GT2
EUROPEAN
SERIES



*Mandatory for all drivers at the beginning of
the season or during for the new drivers*

TEAM RADIO

Race Control Team Radio frequency:

RC Channel 7 - 468.1875

Please monitor from 15 mins prior to each session and until the end of Parc-Fermé.



Radio check prior to first GT2 session each day, reply "OK" to "Everyone" on the Messaging App

TEAM MESSAGING APP



GT2 Team Messaging App - Please only use "Everybody" during sessions, personal messages will not be monitored during sessions.

Incident Report Form and Request Form templates are available in the Team area of the website.

INCIDENT REPORT

To be handed by the entrant to the race director or the sporting director at the latest 30 minutes after the chequered flag. This report is not an official protest but purely information for the race director. This report can only be used for requests involving your team cars. You can take a picture of this report and send via the Team Messaging System.

Event: Your Car number: Team:
Driver: Time of the incident: Lap: Turn:

Other car(s) involved:

SESSION (Please tick as appropriate)

Free Practice Night Practice Session/Time: Q1 Q2 Q3 Q4 Race 1 Race 2

Please tick the box as appropriate:

- Overtaking during IC – FCY – procedure, under Yellow zone
- Not at 80 km/h during FCY procedure
- Contact with car
- Contact with car pushed to grass – forced off track
- Blocked during Pit stop by car.....
- Car slowing down in the fast lane before pit exit speed limit line
- Blocking during qualifying
- Changed direction more than once
- Other:

Description of the incident:

EVIDENCE (Please tick as appropriate)

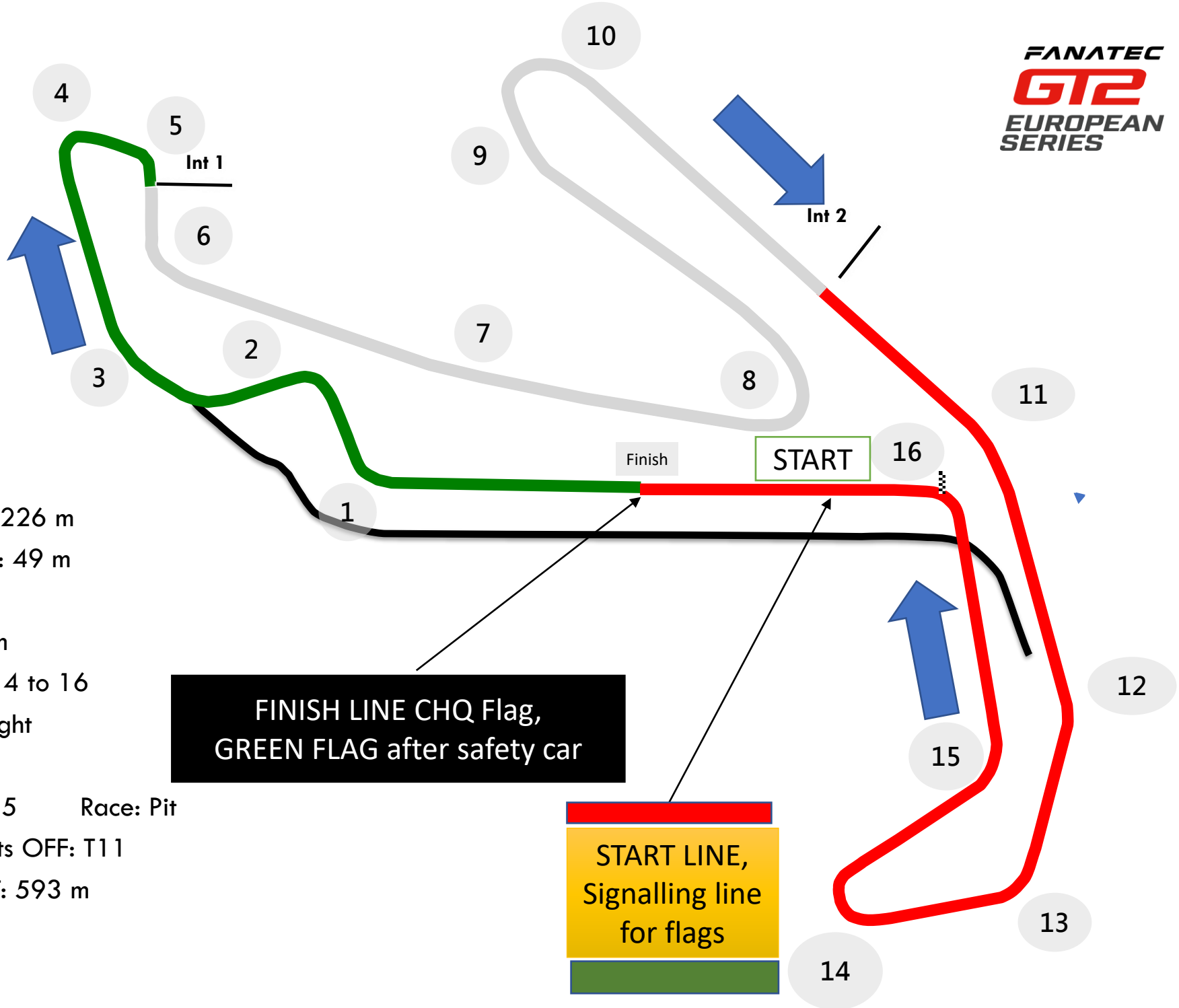
Seen on Live TV We have Onboard Footage We have pit gantry footage

Time: _____ Signature: _____



HOCKENHEIM report

- SPEEDING IN THE PIT LANE.....50KPH
- PLEASE RESPECT THE PIT EXIT RED LIGHTS-STOP!
- PLEASE RESPECT THE PIT EXIT BLEND LINE
- CONTACT WILL BE INVESTIGATED/PENALISED
- RESPECT TRACK LIMITS
- BE UP TO DATE WITH THE OFFICIAL NOTICE BOARD
- THE APP IS FOR QUICK MESSAGES, ALWAYS REFER TO OFFICIAL NOTICE BOARD
- PIT STOP TYRE CHANGES – CHECK REGULATIONS
- ENSURE CONFIRMATION OF DRIVER IS Q1 and RACE1
- (must be as per declaration, cannot change)



Circuit length: 4226 m

Start line offset: 49 m

Int 1 at: 988 m

Int 2 at: 2633 m

Start line up: T14 to 16

Pole Position: Right

Safety Car

1st lap: T15 Race: Pit

EXIT Lights OFF: T11


Pit IN – Pit OUT: 593 m

**FINISH LINE CHQ Flag,
 GREEN FLAG after safety car**

**START LINE,
 Signalling line
 for flags**

START & RED LINE

FANATEC
GT2
EUROPEAN
SERIES





SIGNALLING AREA



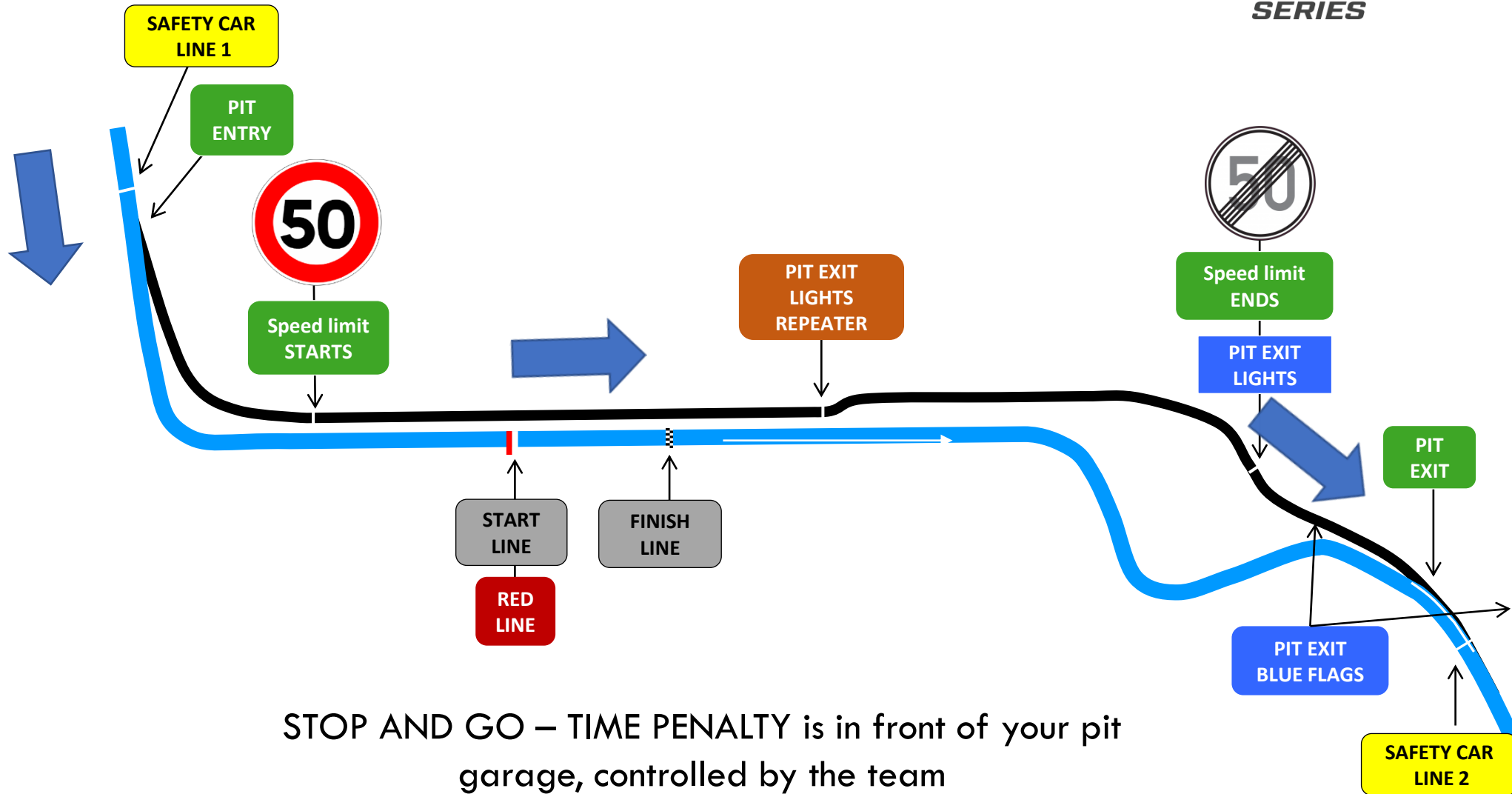
DRIVE
THROUGH



CONTROL AND FINISH LINE



PIT LANE



STOP AND GO – TIME PENALTY is in front of your pit garage, controlled by the team

PARC FERMÉ

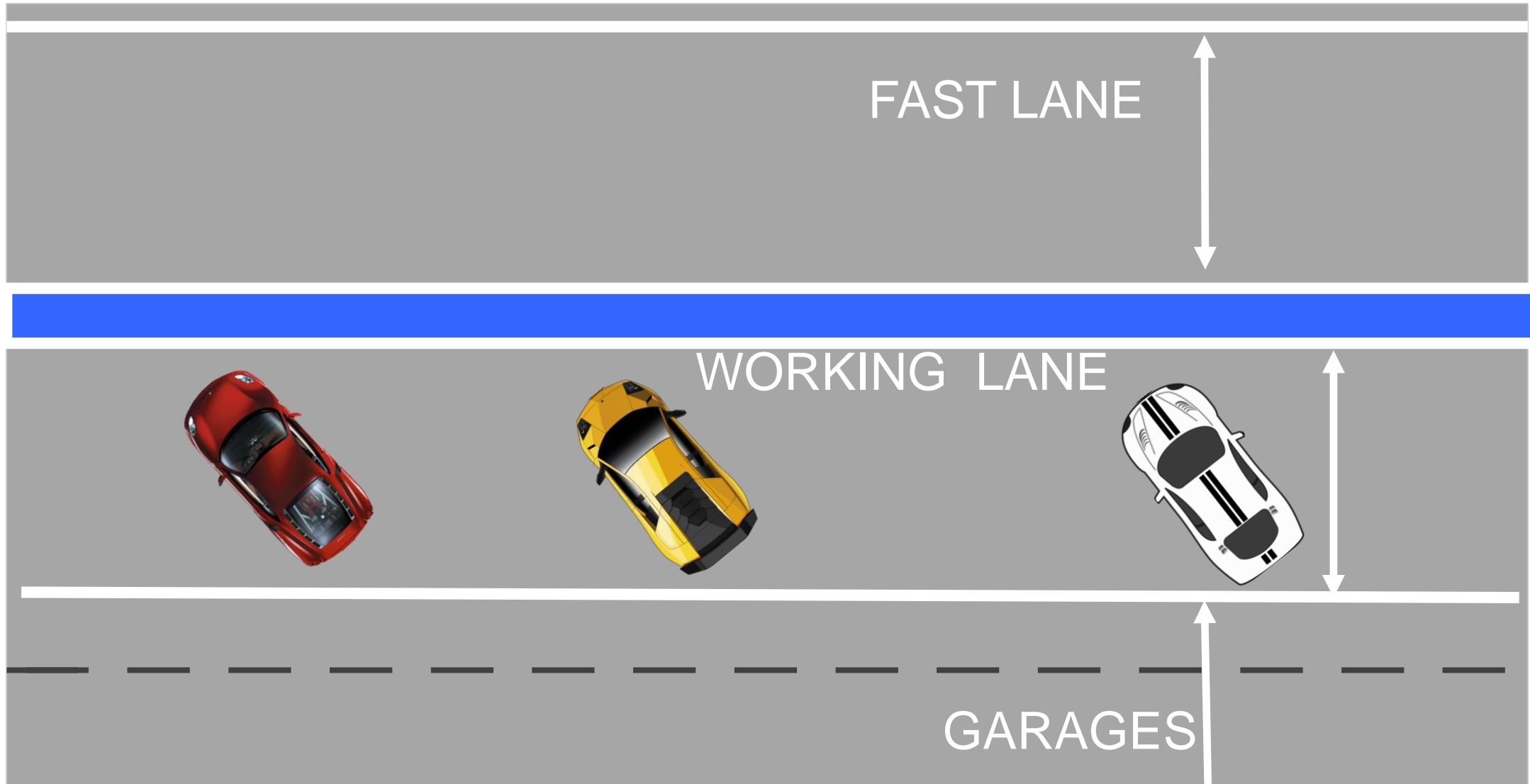
- All cars return to their BOX unless instructed otherwise
- NO SKATES to be used prior to Parc ferme
- Cars must remain under Parc Fermé conditions until released by The Stewards via the Messaging App
- Drivers required for post-race presentation will be stopped in the Pitlane

Pit Lane

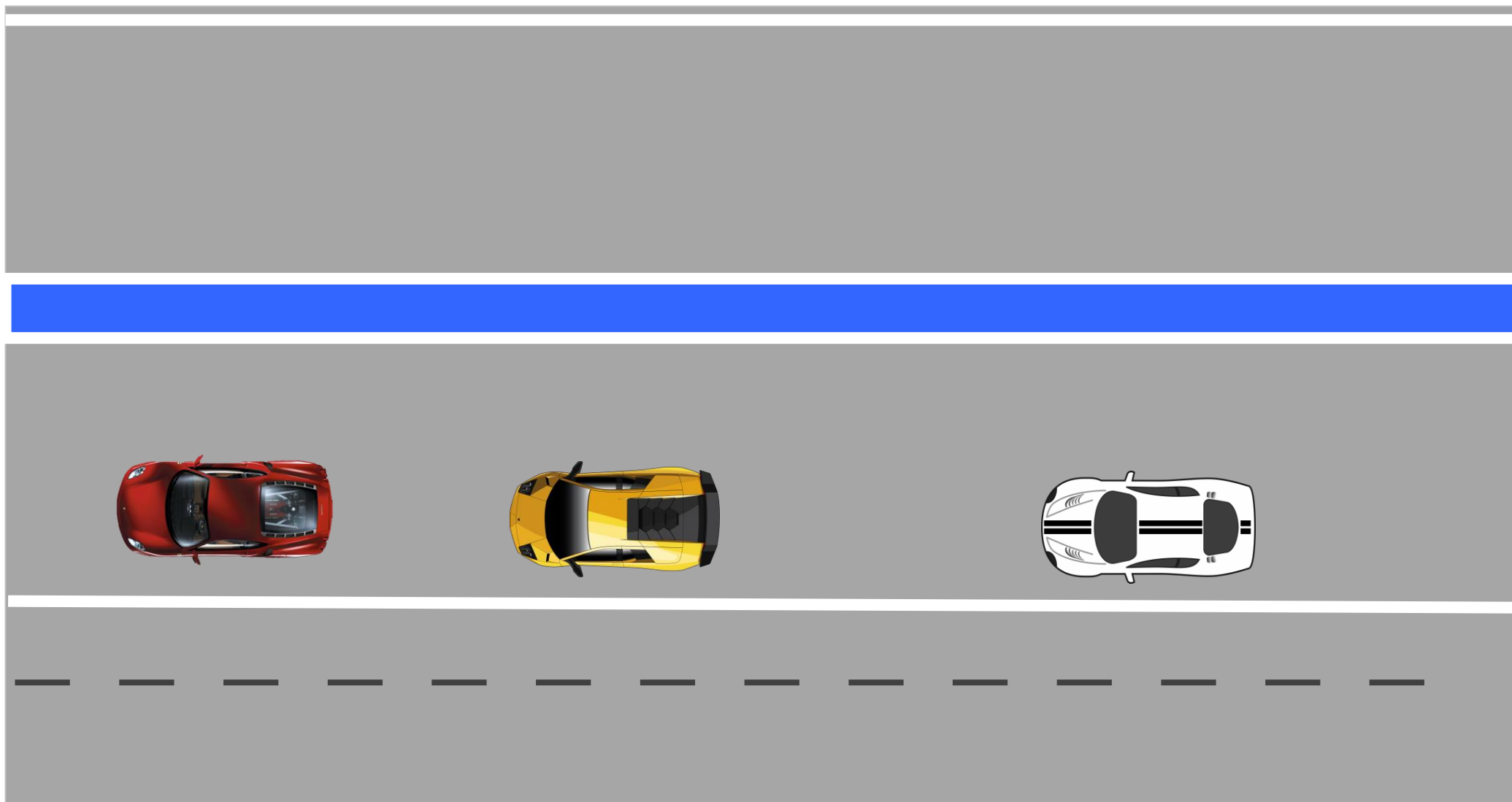
- Cars at 45 °in the Pitlane at the start of each session (nose to pit exit), and park parallel for pit stops. Engine must be switched off during pit stops.
- Cars may only move into the Fast Lane once instructions given by Race Control
- Nobody in front of the car or standing behind panels - use lollipops from the working lane only
- Only the Car Controller and replacing driver are allowed in the working lane before the car stops.

PIT LANE


START OF SESSION – 45°




PIT STOP & RACES



PIT ENTRY



SPEED LIMIT STARTS HERE




PIT LANE



ANY STOP / GO PENALTY TO BE SERVED OUTSIDE YOUR GARAGE

PIT LANE



DRIVER CHANGES

- PLEASE refer to Article;38.1
- A mechanic can assist with driver changes
- Ensure that you do not have more mechanics than allowed, in the working area.
- Ensure that all mechanics have correct armbands.

REMINDER CHANGE
THE DRIVER ID
IF THE DRIVER CHANGES!


IF YOU HAVE AN ISSUE, LET
RACECONTROL KNOW VIA THE
APP

PIT EXIT

LIGHTS REPEATER



PIT SPEED LIMIT ENDS



BLUE FLAG AT PIT EXIT



BLUE FLAG TURN 3




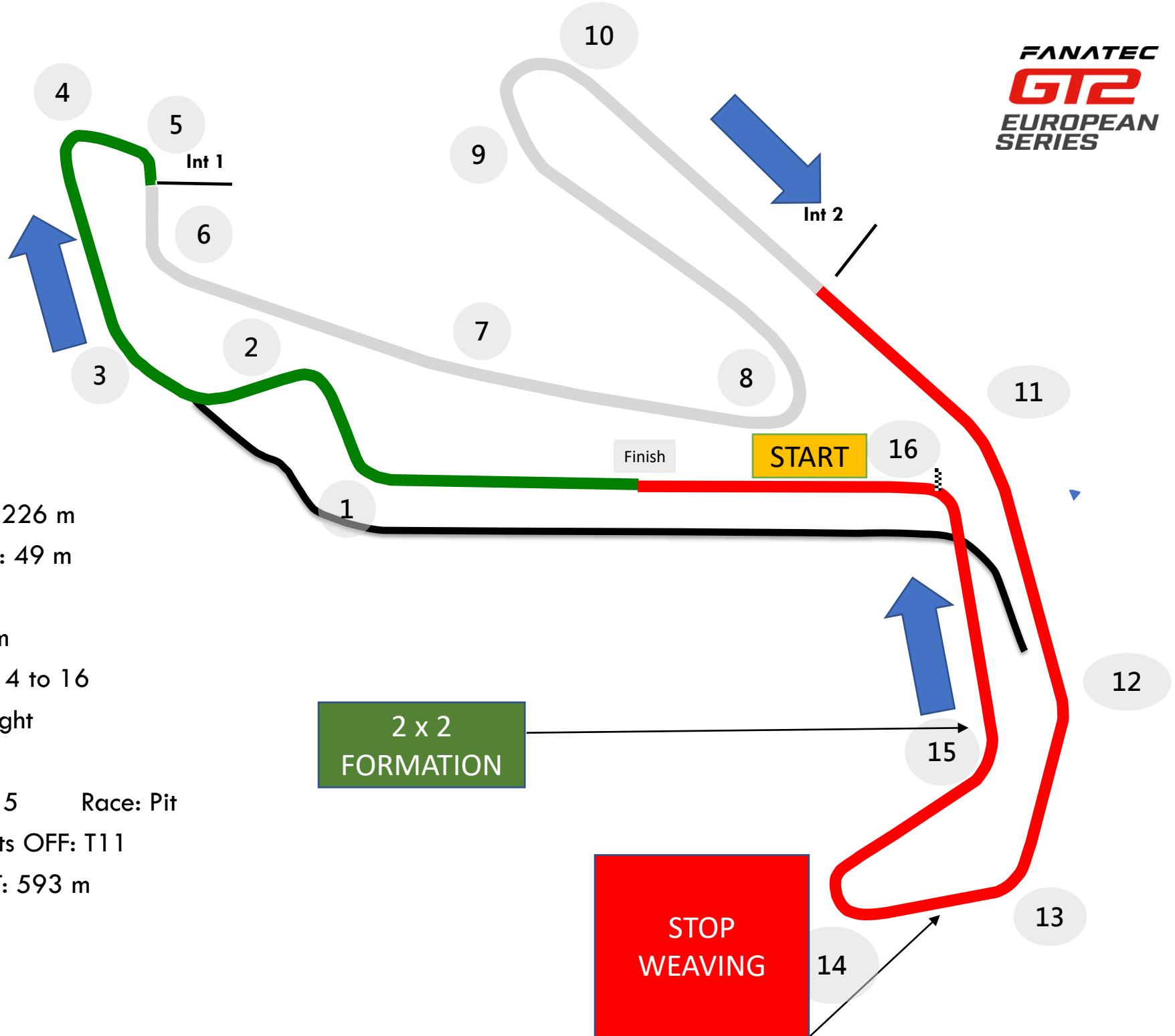
PIT EXIT LINE



DO NOT CROSS ON EXIT

ESCAPE ROAD TURN 1





Circuit length: 4226 m

Start line offset: 49 m

Int 1 at: 988 m

Int 2 at: 2633 m

Start line up: T14 to 16

Pole Position: Right


Safety Car

1st lap: T15 Race: Pit

EXIT Lights OFF: T11

Pit IN – Pit OUT: 593 m

RACE START



RACE START

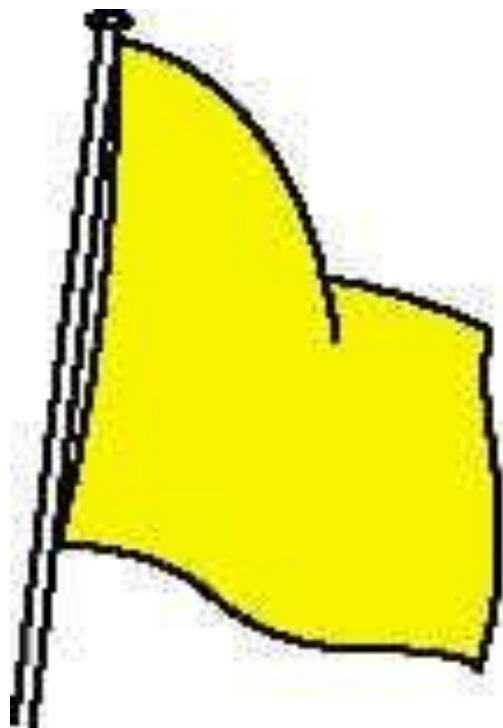


RACE START



ABORTED START






One waved Yellow flag:

- Moderate speed
- Caution – some danger
- NO OVERTAKING

Two waved Yellow flags:

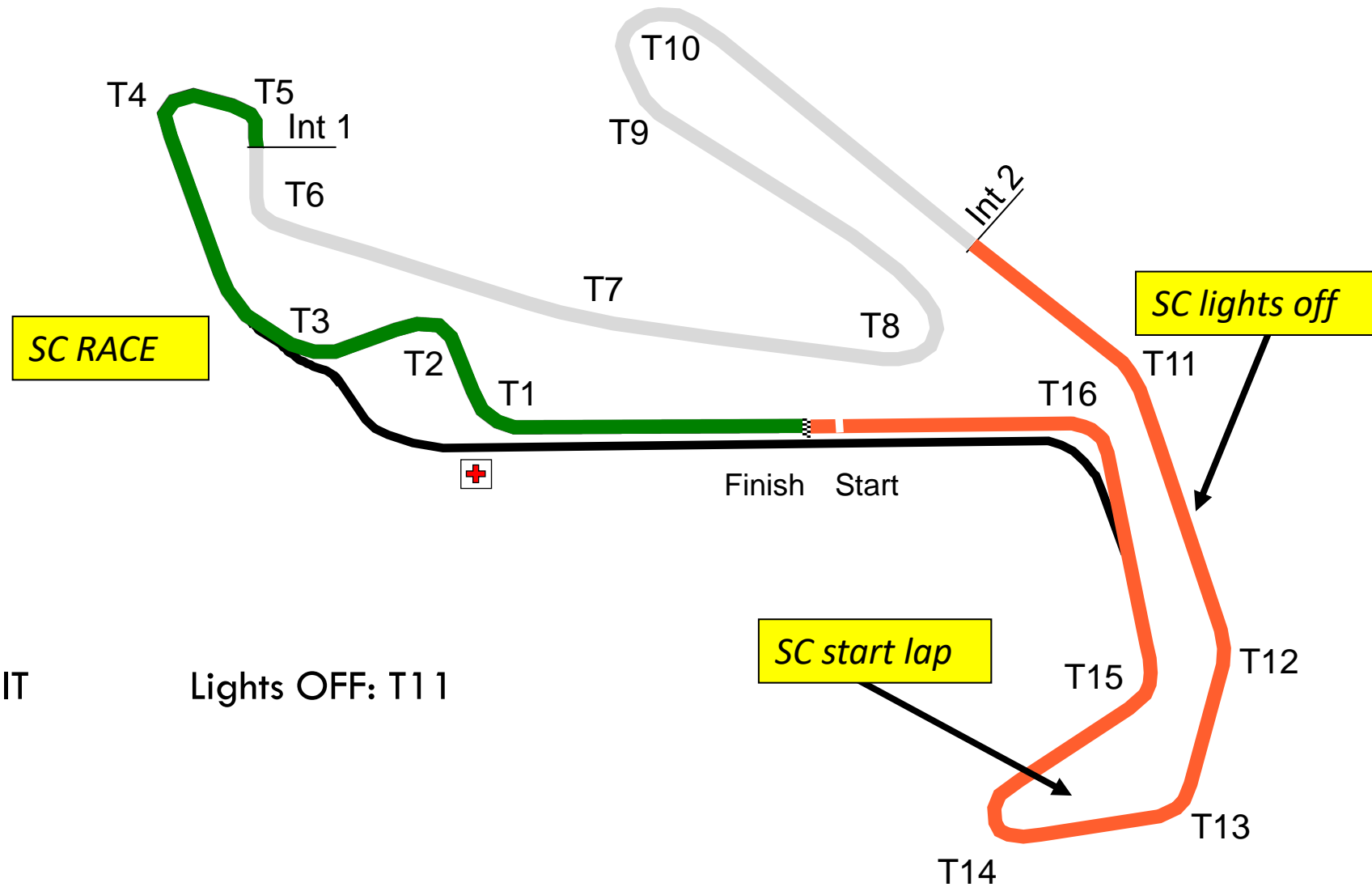
- Dangerous incident has occurred
- Reduce speed, be prepared to stop
- NO OVERTAKING

SAFETY CAR



- “SC procedure”
- All marshal posts will swap the FCY boards to SC
- All cars, in single file, must increase their speed to catch up the group
- End of procedure: “SC in this lap”
- “SC lights off” – all signalling removed
- “Green” –no overtaking prior to pass the FINISH line

SAFETY CAR



Safety Car

1st lap: T15

Race: Pit EXIT

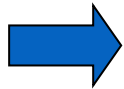
Lights OFF: T11

DRIVER ETIQUETTE

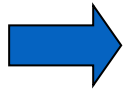
Please RESPECT the International Sporting Code and your fellow Competitors

Be AWARE at all times – flag signals – other cars – mirrors

Incidents during a session: "NOTED" message on timing screen



"NO INVESTIGATION NECESSARY"



"INCIDENT UNDER INVESTIGATION"

Incidents involving different categories, the higher category driver will be deemed to be at fault unless evidence clearly shows the contrary

Flashing head lights maximum 3 times between two corners

PROCEDURE



*Slow down to 80 Km/Hr - NO overtaking
go to pit lane, the clock will NOT stop except during Qualifying*

During the race:

- Line up at the red line or follow the SC*
- Parc Fermé conditions*
- Officials ONLY on the grid unless authorised*
- Restart behind SC*

If you enter the pits after the red flag: restart one lap later

TRACK LIMITS T6



AVOID THE SAUSAGE KERBS

TRACK LIMITS

Drivers are reminded that the limit of the track is the white line either side of the track.

You MAY USE THE PAINTED RED & WHITE kerbs, but will be reported for use of the “Sausage kerbs” or “Bananas”

SAUSAGE KERBS are located at

T1 inside

T2 inside

T6 outside

T15 inside and outside

T16 inside and outside

EXIT OF T8 , T10 AND T13
YOU CAN RUN ON THE GREEN

Practice and Qualifying

Any infringement where a Judge of Fact reports a car outside the specified area, the respective lap time will be deleted.

Practice, Qualifying and Race

1st, 2nd infringements RADIO WARNING

3rd infringement leads to a Black & White flag.

4th infringement results in a FINAL radio warning.

Any further infringements results in the driver being referred to the Stewards.

MARSHALS - Respect and Thanks



FANATEC
GT2
EUROPEAN
SERIES

**HAVE A GOOD WEEKEND AND
A GREAT RACE!**

FANATEC

aws

elf
A brand of **TOTAL**

PIRELLI

GULLWING
RACING INSURANCE

SRO
MOTORSPORTS GROUP